

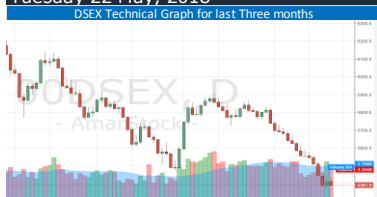
# Daily Market Review



Tuesday 22 May, 2018

Gainers 100 ▲ Losers 179 ▼ Unchanged 53 ▬

www.slfbid.com



DSE Market summary	Today	Yday	Changes
DSEX	5391	5413	-22
DSES	1262	1268	-6
DSE30	1990	2007	-17
Market Cap (BDT bn)	3845	3841	4.00
Turnover (BDT mm)	4384	5618	-1234.00
Volume (mm)	109	134	-25.00

Market Technical Information			
Market P/E	16.07	Market RSI (14)	21.95
Support Level 1	5543	Resistance Level 1	5910
Support Level 2	5291	Resistance Level 2	6140

Stocks	Lowest RSI (14)	Stocks	Highest RSI (14)
KPCL	93.36	PRIMEFIN	17.88
BERGERPBL	92.95	GP	19.07
ARGONDENIM	86.53	BANGAS	19.71
SEMILBBSF	84.72	DACCADYE	19.85
LEGACYFOOT	79.41	HEIDELCEM	20.81
SEMILLECMF	78.92	KARNAPHULI	21.37
MONNOSTAF	75.17	BDWELDING	21.97
RAHIMTEXT	74.14	UNITEDAIR	22.26
ETL	69.36	TUNGHAI	22.37
UPGDCL	69.03	GOLDENSON	22.7

Index Mover			
Stock	Positive Ind Chg	Stock	Negative Ind Chg
BERGERPBL	32.41	GP	-12.71
UPGDCL	5.76	ISLAMIBANK	-3.49
EBL	1.44	BRACBANK	-3.43
PREMIERCEM	0.95	DHAKABANK	-2.16
CITYBANK	0.93	MARICO	-2.16
ICB	0.66	BATBC	-1.48
PUBALIBANK	0.66	SQRPHARMA	-1.48
NCCBANK	0.59	FIRSTSBANK	-1.31
ONEBANGLTD	0.48	RENATA	-1.13
SHEPHERD	0.46	KPCL	-0.88

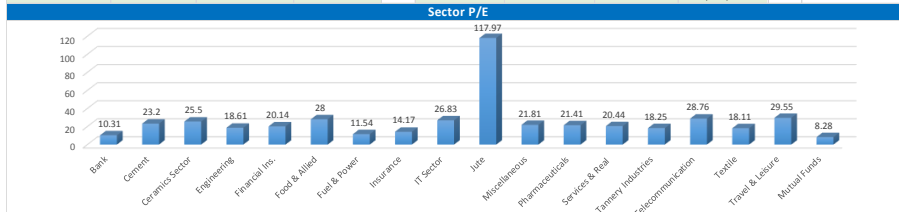
Top Value	LTP	Change	Value(mm)
BERGERPBL	2890.0	840.10	196.45
INTRACO	48.4	2.70	190.80
BSRMLTD	11.1	0.10	177.53
ALARABANK	23.1	0.20	140.57
UPGDCL	224.9	8.60	133.07
LEGACYFOOT	78.7	6.90	126.29
SINOBANGLA	55.7	3.30	125.16
ADVENT	43.9	3.40	119.19
BRACBANK	70.0	-1.90	117.77
GP	426.0	-5.60	114.51

Top Volume	LTP	Change	Volume
KEYACOSMET	10.1	0	7,563,753
ALARABANK	23.1	0.2	6,038,964
ETL	16.9	0.2	4,113,557
INTRACO	48.4	2.7	4,004,340
BEXIMCO	26.8	-0.4	3,982,478
ADVENT	43.9	3.4	2,787,286
ALIF	12	0.1	2,598,348
SINOBANGLA	55.7	3.3	2,272,181
DSSL	20.3	-0.2	2,191,651
WMSHIPYARD	32.5	0.3	2,154,396

Sector wise turnover and contribution(%)				
Sector	TDY TO(mm)	LDY TO(mm)	TDY Changes%	TDY Contribn.%
Bank	417.52	425.89	-1.95%	12.31
Jute	22.11	19.07	15.941%	0.65
Services & Real	14.62	16.10	-9.193%	0.43
Pharmaceuticals	311.26	313.38	-0.67%	9.18
Food & Allied	80.10	142.25	-43.691%	2.36
Mutual Funds	42.54	54.82	-22.401%	1.25
Fuel & Power	434.08	562.01	-22.763%	12.80
IT Sector	47.18	85.72	-44.960%	1.39
Insurance	113.94	69.72	63.425%	3.36
Miscellaneous	516.77	319.45	61.769%	15.24
Engineering	434.18	457.83	-5.166%	12.80
Cement	18.41	30.64	-39.915%	0.54
Tannery Industries	139.27	122.99	13.237%	4.11
Financial Ins.	67.87	99.73	-31.946%	2.00
Ceramics Sector	73.88	116.18	-36.409%	2.18
Travel & Leisure	29.20	22.54	29.547%	0.86
Telecommunication	105.24	211.29	-50.192%	3.10
Paper & Printing	1.94	1.12	1.94	0.06
Textile	521.79	494.24	5.574%	15.38
Total Value in Taka	3391.90	3564.97	-4.855%	100.0

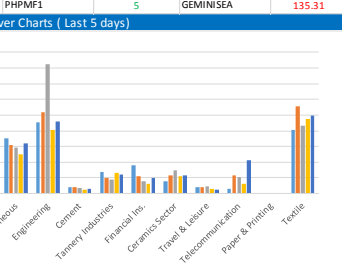
Block Market Information				
Stocks	Price	Trades	Quantity	Value(In Mn)
KPCL	62	1	428000	265.36
SQRPHARMA	295	2	176000	51.92
BRACBANK	70.5	6	561000	39.49
QUEENSOUTH	53.3	4	215000	10.9
SINGERBD	170	2	60000	10.2

IPO Information			
IPO	Sub.Open	Sub.Close	Lot Price
SK TRIMS & INDUSTRIES LTD.	14 May, 2018	22 May, 2018	5000



10 Stocks by Market Demand			
Stocks	Lowest PE (Unaudited) Ratio	Stocks	Highest PE (Unaudited) Ratio
KEYACOSMET	5.02	PUBALIBANK	375
NORTHNRINS	10.64	ECABLES	246.03
MERCANBANK	4.29	RENWICKIA	211.8
BGIC	18.87	KAY&QE	188.04
FIRSTSBANK	5.29	AZIZPIPS	161.07
UTTARAFIN	8.61	STANCERAM	160.69
PREMIERBANK	3.99	MODERNDE	160.18
SOUTHEASTB	6.43	SONALIANSH	157.39
DHAKABANK	6.37	LEGACYFOOT	154.93
PHPMF1	5	GEMINISE	135.31

Company's AGM, EGM and Record Date			
Name of the Company	Dividend in (%)	Date of AGM/EGM	Record Date
Uttara Bank Limited	20%	24.05.2018	26.04.2018
Prime Bank Limited	7% & 10%	24.05.2018	03.05.2018
Republic Insurance Limited	12.50%	27.05.2018	06.05.2018
One Bank Limited	15% & 5%	31.05.2018	10.05.2018
Mutual Trust Bank Limited	12.50%	31.05.2018	10.05.2018
ICB Islamic Bank Limited	Nil	05.06.2018	10.05.2018
Eastern Bank Ltd.	20%	05.06.2018	25.04.2018
Fareast Finance & Investment Limited	Nil	05.06.2018	20.05.2018
Lafarge Holcim Bangladesh Limited	5% Final	07.06.2018	15.05.2018
0	(5% interim i.e. 10% C in total)	0	08.04.2018
Bangladesh Finance and Investment Limi	10%	07.06.2018	0
Heidelberg Cement Bangladesh Limited	150%	07.06.2018	17.05.2018
Paramount Insurance Co. Ltd.	10%	09.06.2018	20.05.2018



IMPORTANT DSE NEWS	
BERGERPBL	The Board of Directors has recommended 200% Cash and 100% Stock dividend for the year ended on March 31, 2018. The Board of Directors has also recommended to increase Authorized Capital of the Company from Tk. 40.00 crore to Tk. 100.00 crore by amending Clause V of the Memorandum of Association and Clause 5 of the Articles of Association, subject to the approval of the shareholders in the EGM. Date of EGM and AGM: 17.07.2018, Time of EGM and AGM: 9:30 AM and 10:00 AM respectively, Venue of EGM and AGM: International Convention City, (Pushpoguscho, Hall No. 2), Bashundhara, Joarsahara, Dhaka. Record Date for EGM and AGM: 11.06.2018.
BERGERPBL	The Company has also reported Consolidated EPS of Tk. 77.10, Consolidated NAV per share of Tk. 284.11 and Consolidated NOCPs of Tk. 63.33 for the year ended on March 31, 2018 as against Tk. 82.58, Tk. 249.51 and Tk. 87.69 respectively for the same period of the previous year.
FAREASTFIN	(Q1 Un-audited): EPS was Tk. (0.04) for January-March 2018 as against Tk. (3.82) for January-March 2017. NOCPs was Tk. (0.19) for January-March, 2018 as against Tk. 0.73 for January-March, 2017. NAV per share was Tk. 6.33 as on March 31, 2018 and Tk. 6.37 as on December 31, 2017.
SOUTHEASTB	The Company has further informed that due to unavoidable circumstances the 23rd AGM of the company will now be held on June 30, 2018 instead of June 25, 2018. Other information will remain unchanged.