

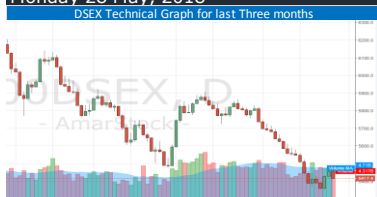
# Daily Market Review



Monday 28 May, 2018

Gainers 70 ▲ Losers 224 ▼ Unchanged 43 ▬

www.slfbid.com



DSE Market summary	Today	Yday	Changes
DSEX	5417	5456	-39
DSES	1257	1269	-12
DSE30	2011	2023	-12
Market Cap (BDT bn)	3844	3871	-27.00
Turnover (BDT mn)	4316	4459	-143.00
Volume (mn)	113	119	-6.00

Market Technical Information			
Market P/E	16.07	Market RSI (14)	32.98
Support Level 1	5543	Resistance Level 1	5910
Support Level 2	5291	Resistance Level 2	6140

Stocks	Lowest RSI (14)	Stocks	Highest RSI (14)
DACCADYE	13.15	KPCL	87.74
BANGAS	19	ARGONDENIM	87.44
SONARBAINS	21.68	MONNOSTAF	78.52
GOLDENSON	21.72	LEGACYFOOT	77.89
WATACHEM	23.82	SEMILLECFM	75.31
UNITEDINS	23.87	WATACHEM	68.5
JAMUNABANK	24.06	BERGERPBL	67.69
NBL	24.11	SEMILBLSF	66.04
BIFC	24.16	RAHIMTEXT	65.48
POPULAR1MF	24.19	SAHAMTEX	64.89

Index Mover			
Stock	Positive Ind Chg	Stock	Negative Ind Chg
BRACBANK	1.65	UPGDCL	-7.65
TRUSTBANK	1.34	ICB	-6.26
GLAYOSMITH	0.52	SQURPHARMA	-3.87
MTB	0.41	GP	-1.80
RUPALIBANK	0.40	MJLBD	-1.80
SHAHJABANK	0.26	BERGERPBL	-1.76
KPCL	0.24	BSRMLTD	-1.76
MONNOCERA	0.20	BEXIMCO	-1.51
MPETROLEUM	0.20	BSCCL	-1
OAL	0.18	BATBC	-0.95

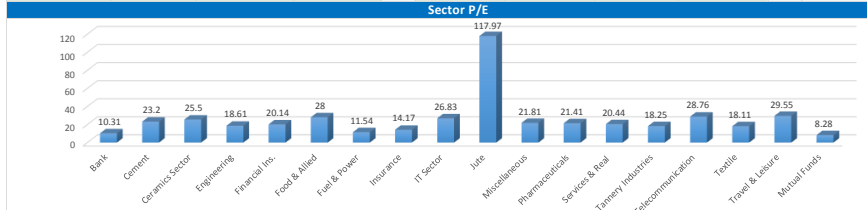
Top Value	LTP	Change	Value(mn)
INTRACO	56.5	2.70	256.80
ALARABANK	23.8	-0.30	185.59
BRACBANK	78.7	0.90	161.72
UPGDCL	204.0	-11.10	151.22
MIRACLEIND	48.5	2.20	134.87
QUEENSOUTH	55.8	3.50	132.65
LEGACYFOOT	89.0	6.50	126.31
GP	432.0	-1.00	122.85
BSRMLTD	104.7	-4.80	122.74
SHEPHERD	32.1	0.50	106.89

Top Volume	LTP	Change	Volume
ALARABANK	23.8	-0.3	7,718,336
INTRACO	56.5	2.7	4,639,009
BEXIMCO	25.4	-1.1	3,938,946
KEYACOSMET	9.9	-0.2	3,716,640
SHEPHERD	32.1	0.5	3,358,106
MIRACLEIND	48.5	2.2	2,821,384
NBL	9.9	0	2,659,386
QUEENSOUTH	55.8	3.5	2,404,002
WMSHIPYARD	31.3	-1.4	2,282,873
ADVENT	45.6	1.9	2,058,069

Sector wise turnover and contribution(%)				
Sector	TDY TO(mn)	LDY TO(mn)	TDY Changes%	TDY Contribn.%
Bank	630.85	442.13	42.687%	15.63
Jute	19.65	17.49	12.350%	0.49
Services & Real	20.30	29.76	-31.788%	0.50
Pharmaceuticals	277.15	301.57	-8.098%	6.87
Food & Allied	99.05	114.32	-13.357%	2.45
Mutual Funds	35.19	40.62	-13.368%	0.87
Fuel & Power	555.28	541.66	2.514%	13.76
IT Sector	48.87	71.34	-31.497%	1.21
Insurance	97.02	90.56	7.133%	2.40
Miscellaneous	475.81	697.17	-31.751%	11.79
Engineering	546.88	596.15	-8.265%	13.55
Cement	28.56	43.90	-34.943%	0.71
Tannery Industries	172.23	217.98	-20.988%	4.27
Financial Ins.	93.57	110.27	-15.145%	2.32
Ceramics Sector	75.39	68.65	9.818%	1.87
Travel & Leisure	42.41	54.97	-22.849%	1.05
Telecommunication	124.05	47.99	158.491%	3.07
Paper & Printing	1.06	1.04	1.06	0.03
Textile	691.60	759.62	-8.954%	17.14
Total Value in Taka	4034.93	4247.19	-4.998%	100.0

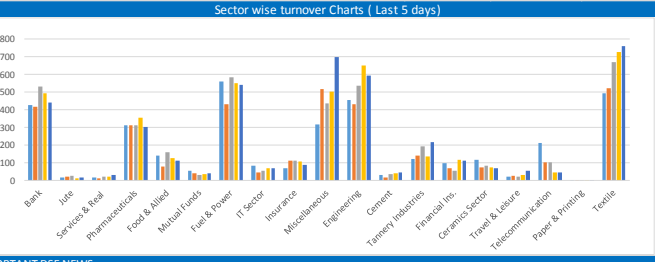
Block Market Information				
Stocks	Price	Trades	Quantity	Value(In Mn)
BBS	29.8	1	1244727	37.09
MIRACLEIND	49.4	1	50000	2.47
NCCBANK	17.3	3	2150000	37.19
SEMILLECFM	11	1	200000	2.2
SUMITPOWER	36.1	1	1000000	36.1

IPO Information			
	Sub.Open	Sub.Close	Lot Price



10 Stocks by Market Demand			
Lowest PE (Unaudited) Ratio		Highest PE (Unaudited) Ratio	
Stocks	P/E	Stocks	P/E
KEYACOSMET	4.93	PUBALIBANK	370
NORTHNRINS	10.23	ECABLES	267.65
MERCANBANK	4.6	RENWICKIA	207.48
BGIC	20.31	KAY&QUE	176.09
SOUTHEASTB	5.68	LEGACYFOOT	173.88
UTTARAFIN	7.93	AZIZPIES	157.75
FIRSTSBANK	5.38	STANCERAM	157.08
PREMIERBAN	4.06	SONALJANSH	151.97
RUPALIJS	9.01	MODERNDEY	150.61
BANKASIA	7.48	AMBEEPHA	134.11

Company's AGM, EGM and Record Date			
Name of the Company	Dividend in (%)	Date of AGM/EGM	Record Date
ICB Islamic Bank Limited	Nil	05.06.2018	10.05.2018
Eastern Bank Ltd.	20% C	05.06.2018	25.04.2018
Far east Finance & Investment Limited	Nil	05.06.2018	20.05.2018
Lafarge Holcim Bangladesh Limited	5% C Final	07.06.2018	15.05.2018
0	(5% Interim i.e. 10% C in total)	0	08.04.2018
Bangladesh Finance and Investment Limi	10% B	07.06.2018	0
Heidelberg Cement Bangladesh Limited	150% C	07.06.2018	17.05.2018
Paramount Insurance Co. Ltd.	10% B	09.06.2018	20.05.2018
City General Insurance Limited	10% B	10.06.2018	22.05.2018
National Bank Limited	12% B	11.06.2018	26.04.2018
Asia Insurance Limited	10% C	11.06.2018	24.05.2018
Fas Finance and Investment Limited	10% B	20.06.2018	17.05.2018
Northern General Insurance Co. Ltd.	10% C	21.06.2018	19.04.2018



IMPORTANT DSE NEWS	
SHAHJABANK	Trading of the shares of the Company will be allowed only in the Spot Market and Block transactions will also be settled as per Spot settlement cycle with cum benefit from 29.05.2018 to 30.05.2018. Trading of the shares of the Company will remain suspended on record date i.e., 31.05.2018.
BAYLEASING	With reference to their earlier news disseminated by DSE on 15.04.2018 regarding Board decision to sell 495 decimal land, the Company has further informed that the Board of Directors has approved the sale of a portion of land at Jamirdia, Bhaluka, Mymensingh measuring 446.80 decimal land at an agreed value of Tk. 33,75,00,000.00 only. The Book Value of this portion of the land is Tk. 6,10,80,095.00 only.