

Daily Market Review



Thursday 17 May, 2018

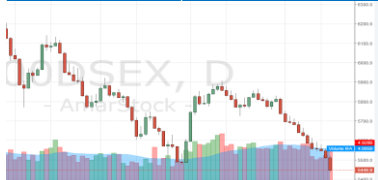
Gainers 44 ▲

Losers 254 ▼

Unchanged 38 ▬

www.slfbid.com

DSE Technical Graph for last Three months



DSE Market summary	Today	Yday	Changes
DSEX	5443	5511	-68
DSEI	1277	1291	-14
DSE30	2025	2055	-30
Market Cap (BDT bn)	3874	3909	-35.00
Turnover (BDT mm)	4927	3948	979.00
Volume (mm)	119	96	23.00

Market Technical Information			
Market P/E	16.07	Market RSI (14)	21.75
Support Level 1	5543	Resistance Level 1	5910
Support Level 2	5291	Resistance Level 2	6140

Stocks	Lowest RSI (14)	Stocks	Highest RSI (14)
ADVENT	8.66	MONNOSTAF	80.15
TUNGHAI	17.82	UPGDCL	76.17
TRUSTBANK	19.03	SEMLIBLSF	72.84
BIFC	20.39	WMSHIPYARD	70.55
EMERALDOIL	20.93	BSRMLTD	68.77
FIRSTFIN	21.44	STYLECRAFT	68.61
ONEBANKLTD	21.6	MERCINS	68.59
FAREASTFIN	23.08	RAHIMTEXT	67.41
EBLSTMF	24.2	LEGACYFOOT	64.41
0	0	0	0

Index Mover

Stock	Positive Ind Chg	Stock	Negative Ind Chg
BATBC	2.51	GP	-20.90
RENATA	1.33	BRACBANK	-4.46
BSRMLTD	0.84	SQURPHARMA	-3.97
ISLAMIBANK	0.79	UPGDCL	-2.65
GPHISPAT	0.75	ICB	-2.65
KPCL	0.72	MARICO	-1.90
ALARABANK	0.50	BXPHERMA	-1.90
PREMIERCER	0.42	EBL	-1.75
ACI	0.41	BEXIMCO	-1.28
BANKASIA	0.33	IDLC	-1.18

Top Value	LTP	Change	Value(mn)
INTRACO	43.3	33.30	443.06
BSRMLTD	117.1	2.50	305.47
WMSHIPYARD	32.2	-1.10	167.63
UPGDCL	220.4	-4.80	157.72
BEXIMCO	27.0	-0.90	136.44
MONNOCERA	143.4	2.90	132.02
BRACBANK	74.5	-2.40	123.98
GP	443.5	-9.10	100.55
SQURPHARMA	296.9	-3.20	91.30
QUEENSOUTH	50.4	4.50	84.26

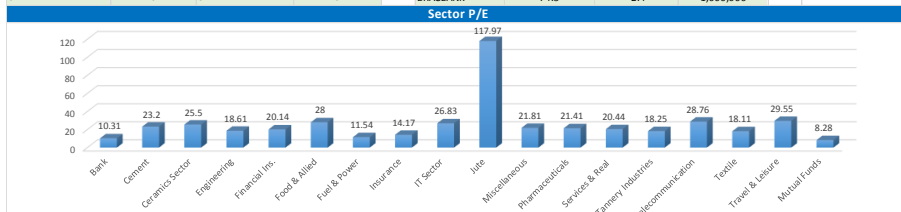
Top Volume	LTP	Change	Volume
INTRACO	43.3	33.3	9,660,473
WMSHIPYARD	32.2	-1.1	5,154,615
BEXIMCO	27	-0.9	5,007,389
SEMILECMF	9	0.4	4,385,329
KEYACOSMET	9.7	-0.2	2,689,707
NBL	11	0	2,671,339
BSRMLTD	117.1	2.5	2,509,633
AJIF	11.9	-0.2	1,875,114
QUEENSOUTH	50.4	4.5	1,731,246
BRACBANK	74.5	-2.4	1,660,066

Sector wise turnover and contribution(%)

Sector	TDY TO(mn)	LDY TO(mn)	TDY Changes%	TDY Contribn.%
Bank	416.08	382.19	8.867%	10.38
Jute	29.99	21.41	40.075%	0.75
Services & Real	30.04	23.59	27.342%	0.75
Pharmaceuticals	280.12	282.20	-0.737%	6.99
Food & Allied	115.43	97.14	18.828%	2.88
Mutual Funds	81.65	33.29	145.269%	2.04
Fuel & Power	808.73	359.94	124.685%	20.17
IT Sector	88.97	76.21	16.743%	2.22
Insurance	117.02	100.53	16.403%	2.92
Miscellaneous	290.54	310.12	-6.314%	7.24
Engineering	822.13	516.72	59.106%	20.50
Cement	37.30	42.43	-12.091%	0.93
Tannery Industries	88.05	100.73	-12.588%	2.20
Financial Ins.	76.67	110.09	-30.357%	1.91
Ceramics Sector	147.31	117.69	25.168%	3.67
Travel & Leisure	45.16	40.05	12.759%	1.13
Telecommunication	103.30	116.97	-11.687%	2.58
Paper & Printing	1.09	0.95	1.09	0.03
Textile	430.70	555.83	-22.512%	10.74
Total Value in Taka	4010.28	3288.08	21.964%	100.0

Block Market Information				
Stocks	Price	Trades	Quantity	Value(In Mn)
RENATA	1241	1	200000	248.2
MJLBD	104	1	500000	52
PADMAOIL	229	1	225000	51.53
GP	452.6	1	100000	45.26
SQURPHARMA	300	1	150000	45

IPO Information				
IPO	Sub.Open	Sub.Close	Lot Price	
SK TRIMS & INDUSTRIES LTD.	14 May, 2018	22 May, 2018	5000	

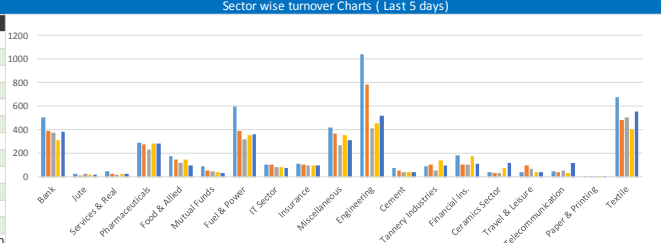


10 Stocks by Market Demand			
Lowest PE (Unaudited) Ratio		Highest PE (Unaudited) Ratio	
Stocks	P/E	Stocks	P/E
EMERALDOIL	3.69	BDFINANCE	430
NBL	3.84	PUBALUBANK	368.33
PREMIERBAN	3.99	ECABLES	298.82
MERCANBANK	4.32	RENWICKIA	217.75
TUNGHAI	4.34	KAYBIQUE	186.96
LANKABAFIN	4.36	AZIZPIPES	164.14
ONEBANKLTD	4.48	MODERNDE	160.71
POPULARIMF	4.54	STANCERAM	159.03
IFIC	4.66	SONAJANSH	157.06
FBFIF	4.66	GEMINISEA	138.39

Company's AGM, EGM and Record Date

Name of the Company	Dividend in (%)	Date of AGM/EGM	Record Date
Shurwid Industries Limited	Nil	24.05.2018	03.05.2018
Uttara Finance and Investments Limited	30% C	24.05.2018	30.11.2017
Uttara Bank Limited	20% C	24.05.2018	26.04.2018
Prime Bank Limited	7% C & 10% B	24.05.2018	03.05.2018
Republic Insurance Limited	12.50% B	27.05.2018	06.05.2018
One Bank Limited	15% C & 5% B	31.05.2018	10.05.2018
Mutual Trust Bank Limited	12.50% B	31.05.2018	10.05.2018
ICB Islamic Bank Limited	Nil	05.06.2018	10.05.2018
Eastern Bank Ltd.	20% C	05.06.2018	25.04.2018
Fareast Finance & Investment Limited	Nil	05.06.2018	20.05.2018
Lafarge Holcim Bangladesh Limited	5% C Final	07.06.2018	15.05.2018
0	(5% interim i.e. 10% C in total)	0	08.04.2018
Bangladesh Finance and Investment Limi	10% B	07.06.2018	0

Sector wise turnover Charts (Last 5 days)



IMPORTANT DSE NEWS

BSC	(Q3 Un-audited): EPS was Tk. 0.38 for January-March 2018 as against Tk. 0.26 for January-March 2017; EPS was Tk. 1.07 for July 2017-March 2018 as against Tk. 0.78 for July 2016-March 2017. NOCFPS was Tk. 0.15 for July 2017-March 2018 as against Tk. 1.44 for July 2016-March 2017. NAV per share was Tk. 53.77 as on March 31, 2018 and Tk. 52.70 as on June 30, 2017.
RENATA	Referring to their earlier news disseminated by DSE on 18.01.2018, the Company has further informed that the Board of Directors of the Company has approved to establish a Subsidiary Company in UK fulfilling the regulatory requirement (DIRECTIVE 2001/83/EC OF THE EUROPEAN PARLIAMENT AND OF THE COUNCIL) to export in the EU countries in the name of Renata (UK) Limited.
EXCH	During the month of Holy "Ramadan" of Hijri 1439, the trading of DSE will start at 10:00 AM and continue till 2:00 PM. DSE office will remain open from 9:00 AM to 3:30 PM.
EXIMBANK	Trading of the shares of the Company will be allowed only in the Spot Market and Block transactions will also be settled as per Spot settlement cycle with cum benefit from 20.05.2018 to 21.05.2018. Trading of the shares of the Company will remain suspended on record date i.e., 22.05.2018.
JAMUNABANK	Trading of the shares of the Company will be allowed only in the Spot Market and Block transactions will also be settled as per Spot settlement cycle with cum benefit from 20.05.2018 to 21.05.2018. Trading of the shares of the Company will remain suspended on record date i.e., 22.05.2018.
TRUSTBANK	Trading of the shares of the Company will be allowed only in the Spot Market and Block transactions will also be settled as per Spot settlement cycle with cum benefit from 20.05.2018 to 21.05.2018. Trading of the shares of the Company will remain suspended on record date i.e., 22.05.2018.
SIBL	Trading of the shares of the Company will be allowed only in the Spot Market and Block transactions will also be settled as per Spot settlement cycle with cum benefit from 20.05.2018 to 21.05.2018. Trading of the shares of the Company will remain suspended on record date i.e., 22.05.2018.
PIONEERINS	Trading of the shares of the Company will be allowed only in the Spot Market and Block transactions will also be settled as per Spot settlement cycle with cum benefit from 20.05.2018 to 21.05.2018. Trading of the shares of the Company will remain suspended on record date i.e., 22.05.2018.
ABBANK	Trading of the shares of the Company will be allowed only in the Spot Market and Block transactions will also be settled as per Spot settlement cycle from 20.05.2018 to 30.05.2018. Trading of the shares of the Company will remain suspended on record date i.e., 31.05.2018.