

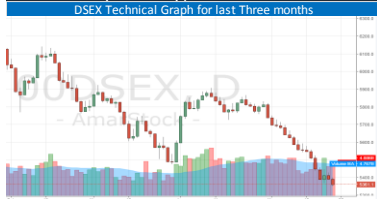
Daily Market Review



Wednesday 23 May, 2018

Gainers 60 ▲ Losers 230 ▼ Unchanged 39 ▬

www.slfbid.com



DSE Market summary	Today	Yday	Changes
DSEX	5961	5391	570
DSES	1251	1262	-11
DSE30	1988	1990	-2
Market Cap (BDT bn)	3830	3845	-15.00
Turnover (BDT mm)	4886	4384	502.00
Volume (mm)	107	109	-2.00

Market Technical Information			
Market P/E	16.07	Market RSI (14)	20.38
Support Level 1	5543	Resistance Level 1	5910
Support Level 2	5291	Resistance Level 2	6140

Stocks	Lowest RSI (14)	Stocks	Highest RSI (14)
BANGAS	16.4	KPCL	92.27
TRUSTBANK	16.92	ARGONDENIM	86.53
DACCADYE	17.15	LEGACYFOOT	83.05
HEIDELCEM	18.03	BERGERPBL	80.05
KARNAPHULI	18.67	SEMUBBLFS	77.91
GOBALLPEN	19.65	MONNOSTAF	77.23
JAMUNABANK	19.8	SEMULCEM	76.67
SQURPHARMA	20.09	RAHIMTEXT	75.27
OLYMPIC	20.56	UPGDCL	70.19
0	0	0	0

Index Mover			
Stock	Positive Ind Chg	Stock	Negative Ind Chg
BRACBANK	9.94	SQURPHARMA	-4.18
GP	3.67	JAMUNABANK	-3.97
MARICO	3.40	BERGERPBL	-3.94
BATBC	1.05	OLYMPIC	-3.04
ECABLES	0.72	EXIMBANK	-3.04
ACMELAB	0.53	TRUSTBANK	-2.45
NATUFEINS	0.53	SIBL	-2.45
EBL	0.48	UPGDCL	-1.6
MPETROLEUM	0.31	BEXIMCO	-1.53
NCCBANK	0.29	ICB	-1.44

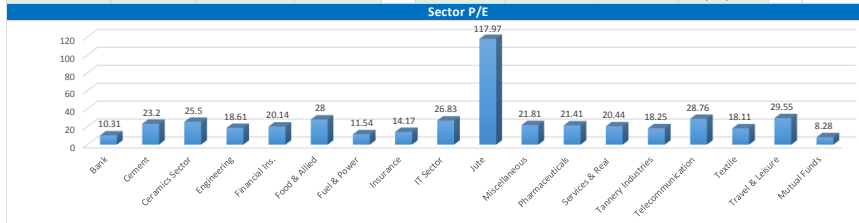
Top Value	LTP	Change	Volume
BRACBANK	74.9	5.40	289.34
INTRACO	52.6	4.70	279.96
BSRMLTD	111.9	-3.40	191.73
QUEENSOUTH	51.5	-3.60	189.83
LEGACYFOOT	84.9	6.40	166.72
UPGDCL	220.0	-2.50	154.70
BEXIMCO	25.9	-1.10	147.17
ADVENT	44.6	1.00	106.30
GP	427.0	1.60	99.67
WMSHIPYARD	31.8	-0.40	97.64

Top Volume	LTP	Change	Volume
KEYACOSMET	10.1	0	6,614,614
BEXIMCO	25.9	-1.1	5,581,868
INTRACO	52.6	4.7	5,554,866
BRACBANK	74.9	5.4	3,939,958
DSSL	18.6	-1.7	3,757,497
QUEENSOUTH	51.5	-3.6	3,667,289
NBL	10.9	-0.2	3,240,933
WMSHIPYARD	31.8	-0.4	3,052,892
ADVENT	44.6	1	2,404,170
ETL	16.2	-0.7	2,371,574

Sector wise turnover and contribution(%)				
Sector	TDY TO(mn)	LDY TO(mn)	TDY Changes%	TDY Contribn.%
Bank	533.45	417.52	27.766%	13.42
Jute	24.85	22.11	12.393%	0.63
Services & Real	24.42	14.62	67.031%	0.61
Pharmaceuticals	310.42	311.26	-0.270%	7.81
Food & Allied	158.67	80.10	98.090%	3.99
Mutual Funds	30.94	42.54	-27.268%	0.78
Fuel & Power	586.34	434.08	35.076%	14.75
IT Sector	55.48	47.18	17.592%	1.40
Insurance	114.86	113.94	0.807%	2.89
Miscellaneous	434.46	516.77	-15.928%	10.93
Engineering	536.51	434.18	23.569%	13.50
Cement	34.85	18.41	89.299%	0.88
Tannery Industries	193.19	139.27	38.716%	4.86
Financial Ins.	57.38	67.87	-15.456%	1.44
Ceramics Sector	83.11	73.88	12.493%	2.09
Travel & Leisure	21.87	29.20	-25.103%	0.55
Telecommunication	102.35	105.24	-2.746%	2.58
Paper & Printing	0.64	1.94	0.64	0.02
Textile	670.32	521.79	28.465%	16.87
Total Value in Taka	3974.11	3391.90	17.165%	100.0

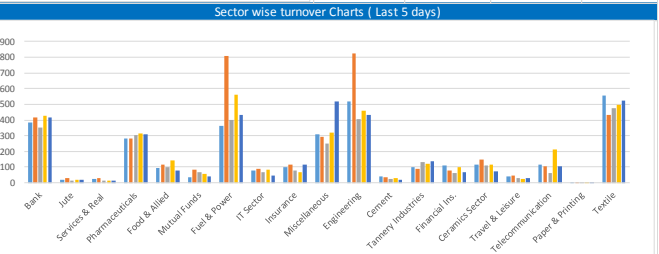
Block Market Information				
Stocks	Price	Trades	Quantity	Value(In Mn)
RENATA	1245	1	50000	622.5
SQURPHARMA	291	2	222000	64.6
ECABLES	172	4	74500	12.81
BRACBANK	73	4	94000	6.85
BDFINANCE	17	1	337880	5.74

IPO Information				
IPO	Sub.Open	Sub.Close	Lot Price	



10 Stocks by Market Demand			
Stocks	Lowest PE (Unaudited) Ratio	P/E	Highest PE (Unaudited) Ratio
0	0	BBS	13.85
1JANATAMF	5.34	BBSCABLES	9.75
1STPRIMFMF	17.46	BDAUTOCA	96.96
AAMRANET	36.84	BDCOM	18.16
AAMRATECH	18.88	BDFINANCE	387.5
ABB1STMF	4.69	BDLAMP5	61.45
ABBANK	5.64	BDSERVICE	n/a
ACI	14.41	BDTHAI	23.08
ACIFORMULA	28.03	BDWELDING	n/a
ACMELAB	14.72	BEACHHATCH	n/a

Company's AGM, EGM and Record Date			
Name of the Company	Dividend in (%)	Date of AGM/EGM	Record Date
Uttara Bank Limited	20%	24.05.2018	26.04.2018
Prime Bank Limited	7% & 10%	24.05.2018	03.05.2018
Republic Insurance Limited	12.50%	27.05.2018	06.05.2018
One Bank Limited	15% & 5%	31.05.2018	10.05.2018
Mutual Trust Bank Limited	12.50%	31.05.2018	10.05.2018
ICB Islamic Bank Limited	Nil	05.06.2018	10.05.2018
Eastern Bank Ltd.	20%	05.06.2018	25.04.2018
Fareast Finance & Investment Limited	Nil	05.06.2018	20.05.2018
Lafarge Holcim Bangladesh Limited	5% Final	07.06.2018	15.05.2018
0	(5% interim i.e. 10% C in total)	0	08.04.2018
Bangladesh Finance and Investment Limi	10%	07.06.2018	0
Heidelberg Cement Bangladesh Limited	150%	07.06.2018	17.05.2018
Paramount Insurance Co. Ltd.	10%	09.06.2018	20.05.2018



IMPORTANT DSE NEWS	
DSSL	The Board of Directors has decided to raise the paid-up capital by Tk. 881,666,666.00 only of the Company by issuing Rights shares @ 32R (two rights shares for three existing shares) @ Tk. 10.00 each for expansion of the existing project of the Company, subject to approval of the shareholders in the 7th EGM and BSEC and other regulatory authorities. Date of EGM: 02.07.2018, Time: 1:00 PM, Venue: Imperial Convention Center (4th floor), 68/B, DIT Road, Malibagh, Chowdhury para, Dhaka. Record date for EGM: 06.06.2018. Another Record Date will be declared for Rights issuance after getting approval from the BSEC.
UNIONCAP	Trading of the shares of the Company will be allowed only in the Spot Market and Block transactions will also be settled as per Spot settlement cycle with cum benefit from 24.05.2018 to 27.05.2018. Trading of the shares of the Company will remain suspended on record date i.e., 28.05.2018.
PUBALIBANK	The Company has further informed that meeting of the Board of Directors of the Company as per Regulation 16(1) of the Dhaka Stock Exchange (Listing) Regulations, 2015, will now be held on May 30, 2018 at 3:00 PM to consider, among others, un-audited financial statements of the Company for the First Quarter (Q1) period ended on March 31, 2018.