

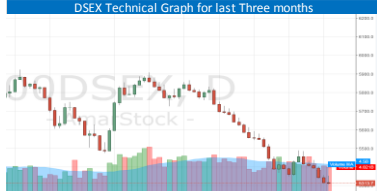
# Daily Market Review



Monday 04 June, 2018

Gainers 100 ▲ Losers 184 ▼ Unchanged 52 ▬

www.slfbid.com



DSE Market summary	Today	Yday	Changes
DSEX	5313	5317	-4
DSEI	1235	1228	7
DSE30	1973	1965	8
Market Cap (BDT bn)	3776	3775	1.00
Turnover (BDT mn)	4020	4254	-234.00
Volume (mn)	83	94	-11.00

Market Technical Information			
Market P/E	16.07	Market RSI (14)	25.82
Support Level 1	5350	Resistance Level 1	5910
Support Level 2	5291	Resistance Level 2	6140

Stocks	Lowest RSI (14)	Stocks	Highest RSI (14)
GP	17.03	KPCL	91.5
SQRPHARMA	17.77	MONNOSTAF	84.63
ORIONPHARM	18.76	SAFKOSPINN	79.68
ACEMELAB	21.72	LEGACYFOOT	79.03
JAMUNABANK	22.27	ARGONDENIM	76.94
ACI	22.94	AMBEEPHA	70.54
BIFC	23.53	MONNOCCERA	68.77
HEIDELBCEM	24.8	SEMLIBLSF	66.35
0	0	0	0
0	0	0	0

Index Mover			
Stock	Positive Ind Chg	Stock	Negative Ind Chg
GP	11.11	SUMITPOWER	-1.24
SQRPHARMA	9.50	IFADAUTOS	-1.15
BXPHERMA	1.77	SHAHJABANK	-1.14
MARICO	1.38	ALARABANK	-0.90
ICB	1.12	MJLBD	-0.90
UPGDCL	1.09	RUPALI BANK	-0.80
BATBC	0.68	CITYBANK	-0.80
BSRMLTD	0.56	ISLAMIBANK	-0.77
LINDEBD	0.56	BRACBANK	-0.75
ORIONPHARM	0.53	EXIMBANK	-0.72

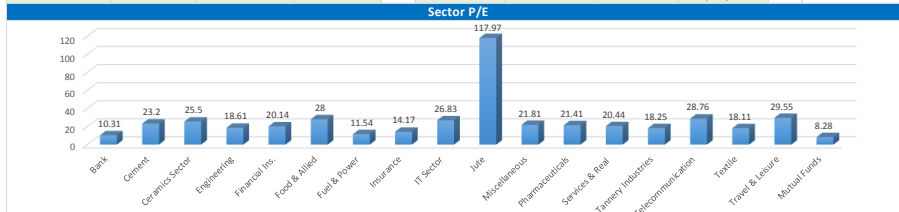
Top Value	LTP	Change	Volume
AIL	103.5	-8.10	276.79
BERGERPBL	2575.0	-17.20	151.71
NAHEEACP	53.3	-0.10	145.56
INTRACO	46.2	-2.70	133.66
SQRPHARMA	284.0	7.30	128.06
BEXIMCO	27.6	-0.10	121.72
BSRMLTD	102.8	1.50	119.50
MONNOCCERA	163.8	-1.70	115.18
LEGACYFOOT	85.0	-6.90	105.25
GP	407.0	4.60	92.56

Top Volume	LTP	Change	Volume
BEXIMCO	27.6	-0.1	4,390,939
ALIF	12.4	-0.2	3,608,895
INTRACO	46.2	-2.7	2,782,368
NAHEEACP	53.3	-0.1	2,704,603
AIL	103.5	-8.1	2,533,303
SAFKOSPINN	19	-0.9	1,822,616
KEYACOSMET	9.6	-0.1	1,686,935
NBL	9.7	0	1,538,715
WMSHIPYARD	30	-1.6	1,534,693
MERCANBANK	16.9	-0.2	1,328,607

Sector wise turnover and contribution(%)				
Sector	TDY TO(mn)	LDY TO(mn)	TDY Changes%	TDY Contribn.%
Bank	230.83	194.65	18.587%	244.70
Jute	38.30	42.99	-10.910%	40.60
Services & Real	13.06	14.22	-8.158%	13.85
Pharmaceuticals	310.10	339.17	-8.571%	328.74
Food & Allied	106.19	136.15	-22.005%	112.57
Mutual Funds	25.97	39.66	-34.518%	27.53
Fuel & Power	488.16	506.73	-3.665%	517.50
IT Sector	82.28	40.35	103.916%	87.23
Insurance	86.06	111.66	-22.927%	91.23
Miscellaneous	452.89	498.36	-9.124%	480.11
Engineering	694.38	505.17	37.455%	736.12
Cement	21.24	19.27	10.223%	22.52
Tannery Industries	132.44	141.29	-6.264%	140.40
Financial Ins.	66.01	72.32	-8.725%	69.98
Ceramics Sector	122.35	196.70	-37.799%	129.70
Travel & Leisure	24.07	53.99	-55.418%	25.52
Telecommunication	94.33	90.91	3.762%	100.00
Paper & Printing	1.71	1.08	1.71	1.81
Textile	720.59	711.02	1.346%	763.90
Total Value in Taka	3710.96	3715.69	-0.127%	3934.0

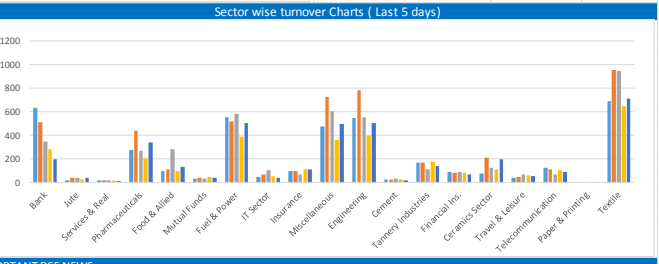
Block Market Information				
Stocks	Price	Trades	Quantity	Value(In Mn)
GP	410	4	107668	43.93
EBL	35.5	3	1000000	35.5
BXPHERMA	99	1	271986	26.92
SQRPHARMA	282	1	50000	14.1
PTL	44.3	1	20000	0.88

IPO Information				
IPO	Sub.Open	Sub.Close	Lot Price	
Aman Cotton Fibrous Ltd.	03 Jun, 2018	10 Jun, 2018	3600 TK.	



10 Stocks by Market Demand			
Stocks	P/E	Stocks	P/E
KEYACOSMET	4.78	RENWICKIA	232.5
NORTHRNINS	9.94	KAY&K	202.72
MERCANBANK	4.27	AZIZPIPES	181.48
BGIC	19.9	MODERNDYE	177.47
SOUTHEASTB	5.6	LEGACYFOOT	169.93
UTTARAFIN	7.61	SONALIANSH	165.05
PREMIERBAN	3.85	STANCERAM	154.86
FIRSTSBANK	5.14	AMBEEPHA	147.8
CONTININS	10.9	GEMINISEA	134.32
DHAKABANK	6.28	APEXFOODS	129.39

Company's AGM, EGM and Record Date			
Name of the Company	Dividend in (%)	Date of AGM/EGM	Record Date
Lafarge Holcim Bangladesh Limited	5% Final	07.06.2018	15.05.2018
0	5% Interim i.e. 10% C in total	0	08.04.2018
Bangladesh Finance and Investment Limi	10%B	07.06.2018	0
Heidelberg Cement Bangladesh Limited	150%C	07.06.2018	17.05.2018
Paramount Insurance Co. Ltd.	10%B	09.06.2018	20.05.2018
City General Insurance Limited	10%B	10.06.2018	22.05.2018
National Bank Limited	12%B	11.06.2018	26.04.2018
Asia Insurance Limited	10%C	11.06.2018	24.05.2018
Fas Finance and Investment Limited	10%B	20.06.2018	17.05.2018
Northern General Insurance Co. Ltd.	10%C	21.06.2018	19.04.2018
Bata Shoe Company (BD) Ltd.	105%C Final	21.06.2018	23.05.2018
0	230% Interim i.e. 335%C in total	0	23.05.2018
Delta Life Insurance Limited	N/A	21.06.2018 (EGM)	0



IMPORTANT DSE NEWS	
MARICO	Trading of the shares of the Company will be allowed only in the Spot Market and Block transactions will also be settled as per Spot settlement cycle with cum benefit from 05.06.2018 to 06.06.2018. Trading of the shares of the Company will remain suspended on record date i.e., 07.06.2018.
PURABIGEN	Trading of the shares of the Company will be allowed only in the Spot Market and Block transactions will also be settled as per Spot settlement cycle with cum benefit from 05.06.2018 to 06.06.2018. Trading of the shares of the Company will remain suspended on record date i.e., 07.06.2018.