

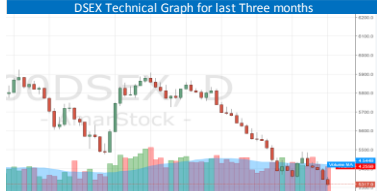
# Daily Market Review



Sunday 03 Jun, 2018

Gainers 115 ▲ Losers 182 ▼ Unchanged 40 ▬

www.slfbid.com



DSE Market summary	Today	Yday	Changes
DSEX	5317	5343	-26
DSES	1228	1238	-10
DSE30	1965	1974	-9
Market Cap (BDT bn)	3775	3799	-24.00
Turnover (BDT mn)	4254	3618	636.00
Volume (mn)	94	85	9.00

Market Technical Information			
Market P/E	16.07	Market RSI (14)	26.02
Support Level 1	5350	Resistance Level 1	5910
Support Level 2	5291	Resistance Level 2	6140

Stocks	Lowest RSI (14)	Stocks	Highest RSI (14)
GP	20.84	KPCL	90.83
SQURPHARMA	21.31	MONNOSTAF	81.86
JAMUNABANK	22.27	LEGACYFOOT	78.85
ORIONPHARM	23.05	ARGONDENIM	76.94
SOUTHEASTB	24	SAFKOSPINN	76.68
ILFSL	24.73	SEMILLECMF	68.13
BIFC	24.85	SEMULBLSF	63.37
ACI	25.43	MONNOCERA	63.24
FIRSTSBANK	26.46	GHALI	63.02
0	0	0	0

Index Mover			
Stock	Positive Ind Chg	Stock	Negative Ind Chg
BERGERPBL	3.60	GP	-34.41
BRACBANK	2.84	SQURPHARMA	-5.10
BXPBARMA	1.51	SHAHJABANK	-3.47
ISLAMIBANK	1.30	MARICO	-1.46
KPCL	1.03	BATBC	-1.46
BANKASIA	0.93	BSRMLTD	-1.27
RUPALIBANK	0.71	UPGDCL	-1.27
TITASGAS	0.65	ACMELAB	-1.1
RENATA	0.61	CITYBANK	-1.1
DESCO	0.58	ALARABANK	-0.89

Top Value			
ALL	112.4	7.00	234.23
MONNOCERA	165.7	8.80	184.00
INTRACO	48.9	-3.10	180.50
BEXIMCO	27.6	0.30	174.79
KPCL	64.4	1.90	147.33
NAHEEACP	53.5	3.90	131.46
SQURPHARMA	278.2	-4.00	128.01
LEGACYFOOT	90.2	-1.40	113.05
ALIF	12.6	0.60	97.12
BERGERPBL	2600.0	91.70	90.54

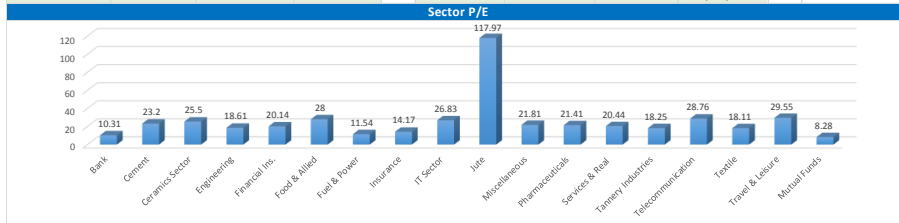
Top Volume			
ALIF	12.6	0.6	7,761,445
BEXIMCO	27.6	0.3	6,305,872
INTRACO	48.9	-3.1	3,567,805
NAHEEACP	53.5	3.9	2,522,200
SAFKOSPINN	20.2	0.9	2,507,662
KEYACOSMET	9.7	-0.1	2,393,548
KPCL	64.4	1.9	2,298,308
AIL	112.4	7	2,124,325
AIBLLTIMF	9	0.4	1,566,404
WMSHIPPYARD	31.4	-0.3	1,554,126

Sector wise turnover and contribution(%)				
Sector	TDY TO(mn)	LDY TO(mn)	TDY Changes%	TDY Contribn.%
Bank	194.65	284.82	-31.65%	5.24
Jute	42.99	28.41	51.320%	1.16
Services & Real	14.22	17.28	-17.708%	0.38
Pharmaceuticals	339.17	203.74	66.472%	9.13
Food & Allied	136.15	99.05	37.456%	3.66
Mutual Funds	39.66	47.88	-17.168%	1.07
Fuel & Power	506.73	389.16	30.211%	13.64
IT Sector	40.35	51.79	-22.089%	1.09
Insurance	111.66	109.81	1.685%	3.01
Miscellaneous	498.36	360.85	38.107%	13.41
Engineering	505.17	401.09	25.949%	13.60
Cement	19.27	27.17	-29.076%	0.52
Tannery Industries	141.29	173.49	-18.560%	3.80
Financial Ins.	72.32	84.27	-14.811%	1.95
Ceramics Sector	196.70	113.13	73.871%	5.29
Travel & Leisure	53.99	58.36	-7.488%	1.45
Telecommunication	90.91	106.07	-14.292%	2.45
Paper & Printing	1.08	0.99	1.08	0.03
Textile	711.02	645.11	10.217%	19.14
Total Value in Taka	3715.69	3202.47	16.026%	100.0

Block Market Information				
Stocks	Price	Trades	Quantity	Value(In Mn)
SQURPHARMA	282	3	620000	173.74
BXPBARMA	98.3	1	954000	93.77
GP	414	1	150000	62.22
BRACBANK	75.9	1	184423	13.99
PTL	45	1	54500	2.45

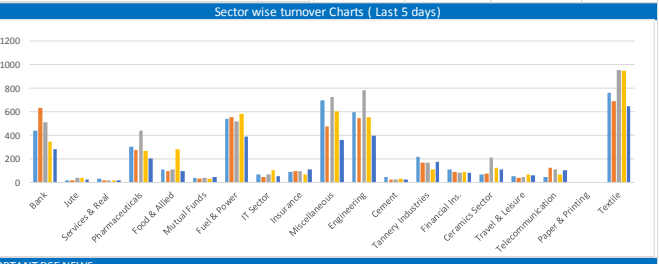
  

IPO Information				
IPO	Sub.Open	Sub.Close	Lot Price	
Aman Cotton Fibrous Ltd.	03 Jun, 2018	10 Jun, 2018	3600 TK.	



10 Stocks by Market Demand			
Lowest PE (Unaudited) Ratio		Highest PE (Unaudited) Ratio	
Stocks	P/E	Stocks	P/E
KEYACOSMET	4.83	ECABLES	244.26
NORTHNRINS	9.94	RENWICKIA	220.85
MERCANBANK	4.4	KAY&QUE	196.41
BGIC	19.59	LEGACYFOOT	181.38
SOUTHEASTB	5.64	AZIZPIPES	173.73
FIRSTSBANK	5.14	MODERNINDE	167.22
UTTARAFIN	7.67	SONALIANSH	165.71
PREMIERBAN	3.92	STANCERAM	159.17
CONTININS	10.97	AMBEEPHA	150.54
RUPALIINS	8.95	GEMINISEA	131.34

Company's AGM, EGM and Record Date			
Name of the Company	Dividend in (%)	Date of AGM/EGM	Record Date
Lafarge Holcim Bangladesh Limited	5% Final	07.06.2018	15.05.2018
0	(5% Interim i.e. 10% C in total)	0	08.04.2018
Bangladesh Finance and Investment Limi	10%B	07.06.2018	0
Heidelberg Cement Bangladesh Limited	150%C	07.06.2018	17.05.2018
Paramount Insurance Co. Ltd.	10%B	09.06.2018	20.05.2018
City General Insurance Limited	10%B	10.06.2018	22.05.2018
National Bank Limited	12%B	11.06.2018	26.04.2018
Asia Insurance Limited	10%C	11.06.2018	24.05.2018
Fas Finance and Investment Limited	10%B	20.06.2018	17.05.2018
Northern General Insurance Co. Ltd.	10%C	21.06.2018	19.04.2018
Bata Shoe Company (BD) Ltd.	105%C Final	21.06.2018	23.05.2018
0	(230% Interim i.e. 335% C in total)	0	23.05.2018
Delta Life Insurance Limited	N/A	21.06.2018 (EGM)	0



IMPORTANT DSE NEWS	
PRAGATINS	Trading of the shares of the Company will be allowed only in the Spot Market and Block transactions will also be settled as per Spot settlement cycle with cum benefit from 04.06.2018 to 05.06.2018. Trading of the shares of the Company will remain suspended on record date i.e., 06.06.2018.
DELTA LIFE	Trading of the shares of the Company will be allowed only in the Spot Market and Block transactions will also be settled as per Spot settlement cycle with cum benefit from 04.06.2018 to 05.06.2018. Trading of the shares of the Company will remain suspended on record date i.e., 06.06.2018.
DSSL	Trading of the shares of the Company will be allowed only in the Spot Market and Block transactions will also be settled as per Spot settlement cycle from 04.06.2018 to 05.06.2018. Trading of the shares of the Company will remain suspended on record date i.e., 06.06.2018 for EGM. Another record date for entitlement of the proposed rights shares to be notified later after obtaining approval from BSEC.