

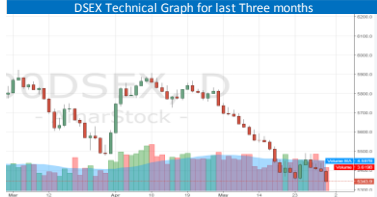
Daily Market Review



Thursday 31 May, 2018

Gainers 80 ▲ Losers 212 ▼ Unchanged 44 ▬

www.slfbid.com



DSE Market summary	Today	Yday	Changes
DSEX	5343	5395	-52
DSEI	1238	1251	-13
DSE30	1974	2001	-27
Market Cap (BDT bn)	3799	3832	-33.00
Turnover (BDT mm)	3618	4613	-995.00
Volume (mm)	85	116	-31.00

Market Technical Information			
Market P/E	16.07	Market RSI (14)	27.71
Support Level 1	5350	Resistance Level 1	5910
Support Level 2	5291	Resistance Level 2	6140

Stocks	Lowest RSI (14)	Stocks	Highest RSI (14)
BIFC	20.72	KPCL	89.61
SOUTHEASTB	22.16	MONNOSTAF	81.86
JAMUNABANK	22.64	ARGONDENIM	81.78
RUPALIBANK	23.77	SAFKOSPINN	74.34
SQURPHARMA	24.92	LEGACYFOOT	74.25
ILFSL	25.27	SEMILLECMF	68.13
GOLDENSON	25.42	BERGERPBL	63.15
GP	25.81	GHALI	61.22
ISLAMIBANK	26.87	AMBEEPHA	60.9
0	0	0	0

Index Mover			
Stock	Positive Ind Chg	Stock	Negative Ind Chg
ISLAMIBANK	2.68	GP	-23.22
KPCL	1.70	SQURPHARMA	-5.38
PUBALIBANK	1.16	BRACBANK	-5.09
BATBC	0.98	NCCBANK	-1.71
PREMIERCEM	0.92	OLYMPIC	-1.71
UPGDCL	0.70	BEXIMCO	-1.00
UNIQUHEHL	0.52	BERGERPBL	-1.00
SHASHADNIM	0.36	BXPBARMA	-0.75
GREENDELTA	0.29	BANKASIA	-0.71
SINGERBD	0.28	ALARABANK	-0.69

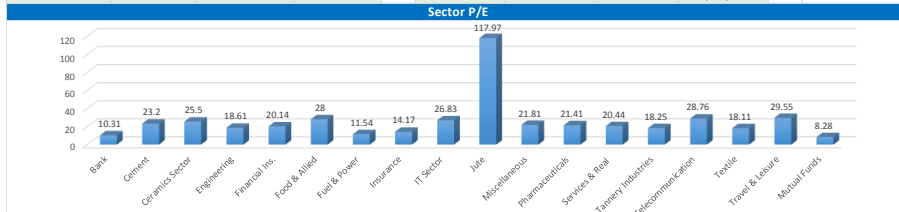
Top Value	LTP	Change	Volume
AIL	106.0	3.20	180.18
SQURPHARMA	282.4	-4.10	159.66
BEXIMCO	27.5	-0.70	151.32
LEGACYFOOT	90.6	5.60	144.82
INTRACO	52.3	0.50	141.82
GP	416.0	-10.30	104.09
MONNOCERA	155.7	2.60	102.80
QUEENSOUTH	54.2	1.10	99.54
BERGERPBL	2506.5	-26.00	88.78
BRACBANK	75.1	-2.70	85.26

Top Volume	LTP	Change	Volume
BEXIMCO	27.5	-0.7	5,472,256
SAFKOSPINN	19.5	0.6	2,951,132
KEYACOSMET	9.9	0	2,760,920
INTRACO	52.3	0.5	2,699,267
ALF	12	-0.3	2,576,596
NBL	9.7	0	2,225,180
QUEENSOUTH	54.2	1.1	1,805,309
AIL	106	3.2	1,735,501
WMSHIPYARD	32.1	0.3	1,694,976
SHEPHERD	30.3	-0.3	1,661,164

Sector wise turnover and contribution(%)				
Sector	TDY TO(mn)	LDY TO(mn)	TDY Changes%	TDY Contribn.%
Bank	284.82	350.23	-18.676%	8.89
Jute	28.41	38.57	-26.342%	0.89
Services & Real	17.28	19.76	-12.551%	0.54
Pharmaceuticals	203.74	268.50	-24.119%	6.36
Food & Allied	99.05	285.60	-65.319%	3.09
Mutual Funds	47.88	32.73	46.288%	1.50
Fuel & Power	389.16	583.60	-33.317%	12.15
IT Sector	51.79	107.34	-51.751%	1.62
Insurance	109.81	67.47	62.754%	3.43
Miscellaneous	360.85	603.48	-40.205%	11.27
Engineering	401.09	553.30	-27.509%	12.52
Cement	27.17	31.06	-12.524%	0.85
Tannery Industries	173.49	108.73	59.560%	5.42
Financial Ins.	84.27	90.72	-7.110%	2.63
Ceramics Sector	113.13	127.71	-11.416%	3.53
Travel & Leisure	58.36	70.48	-17.196%	1.82
Telecommunication	106.07	67.41	57.351%	3.31
Paper & Printing	0.99	0.79	0.99	0.03
Textile	645.11	949.08	-32.028%	20.14
Total Value in Taka	3202.47	4356.56	-26.491%	100.0

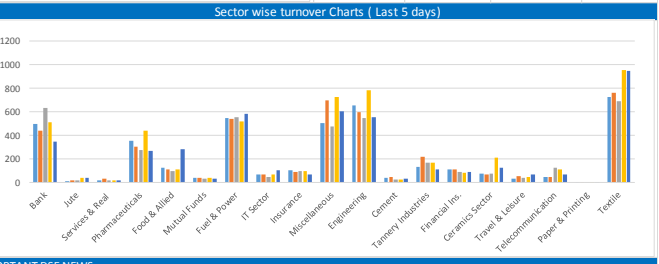
Block Market Information			
Stocks	Price	Trades	Quantity
GP	420	1	135000
QUEENSOUTH	53	3	140000
SINGERBD	166.1	1	38285
SQURPHARMA	286	6	352100

IPO Information			
	Sub.Open	Sub.Close	Lot Price



10 Stocks by Market Demand			
Stocks	P/E	Stocks	P/E
KEYACOSMET	4.88	ECABLES	256.91
NORTRHINS	9.94	RENWICKIA	211.48
MERCANBANK	4.34	KAYQUE	193.8
BGIC	19.69	LEGACYFOOT	180.79
SOUTHEASTB	5.53	AZIZPIPS	161.93
UTTARAFIN	7.71	SONALIANSH	161.5
FIRSTSBANK	5.19	MODERNDEY	160.33
PREMIERBAN	3.96	STANCERAM	156.53
CONTININS	11.11	AMBEEPHA	138.42
DHAKABANK	6.33	GEMINISEA	131.2

Company's AGM, EGM and Record Date			
Name of the Company	Dividend in (%)	Date of AGM/EGM	Record Date
ICB Islamic Bank Limited	Nil	05.06.2018	10.05.2018
Eastern Bank Ltd.	20% C	05.06.2018	25.04.2018
Far east Finance & Investment Limited	Nil	05.06.2018	20.05.2018
Lafarge Holcim Bangladesh Limited	5% C Final	07.06.2018	15.05.2018
0	(5% Interim i.e. 10% C in total)	0	08.04.2018
Bangladesh Finance and Investment Limi	10% B	07.06.2018	10.06.2018
Heidelberg Cement Bangladesh Limited	150% C	07.06.2018	17.05.2018
Paramount Insurance Co. Ltd.	10% B	09.06.2018	20.05.2018
City General Insurance Limited	10% B	10.06.2018	22.05.2018
National Bank Limited	12% B	11.06.2018	26.04.2018
Asia Insurance Limited	10% C	11.06.2018	24.05.2018
Fas Finance and Investment Limited	10% B	20.06.2018	17.05.2018
Northern General Insurance Co. Ltd.	10% C	21.06.2018	19.04.2018



IMPORTANT DSE NEWS	
PUBALIBANK	(Q1 Un-audited): Consolidated EPS was Tk. 0.73 for January-March, 2018 as against Tk. 0.71 for January-March, 2017. Consolidated NOCFPS was Tk. (1.09) for January-March, 2018 as against Tk. 8.28 for January-March, 2017. Consolidated NAV per share was Tk. 26.02 as on March 31, 2018 and Tk. 28.59 as on March 31, 2017.
BDWELDING	The Company has further informed that, the meeting scheduled to be held on May 30, 2018 as per Regulation 16(1) of the Dhaka Stock Exchange (Listing) Regulations, 2015, to consider, among others, un-audited financial statements of the Company for the Third Quarter (Q3) period ended on March 31, 2018, has been postponed. Now the meeting will be held on June 07, 2018.
NITOUNS	The Company has informed that it has credited the Bonus shares for the year ended on December 31, 2017 to the respective shareholders' BO Account on May 27, 2018. The payment of sale proceeds of fractional shares will be sent to the respective shareholders' Bank Account by BEFTN system on due time.