

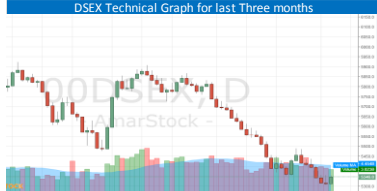
Daily Market Review



Tuesday 05 June, 2018

Gainers 163 ▲ Losers 106 ▼ Unchanged 65 ▬

www.slfbid.com



DSE Market summary	Today	Yday	Changes
DSEX	5346	5313	33
DSEI	1243	1235	8
DSE30	1980	1973	7
Market Cap (BDT bn)	3790	3776	14.00
Turnover (BDT mm)	3823	4020	-197.00
Volume (mm)	77	83	-6.00

Market Technical Information			
Market P/E	16.07	Market RSI (14)	31.7
Support Level 1	5350	Resistance Level 1	5910
Support Level 2	5291	Resistance Level 2	6140

Stocks	Lowest RSI (14)	Stocks	Highest RSI (14)
JAMUNABANK	21.44	KPCL	88.21
ACMELAB	21.72	MONNOSTAF	86.9
ACI	22.53	ARGONDENIM	76.94
SHAHABANK	22.7	BDAUTOCA	71.33
APOLOSPAT	23.23	EASTRNLUB	68.69
GP	23.36	SAFKOSPINN	67.26
FAMILYTEX	23.92	LEGACYFOOT	66.95
HEIDELBCEM	23.93	SEMULBLSF	66.35
BSC	25.01	MONNOCERA	66.27
0	0	0	0

Index Mover			
Stock	Positive Ind Chg	Stock	Negative Ind Chg
SQURPHARMA	7.22	GP	-5.94
ICB	2.03	BATBC	-3.91
BSRMSTEEL	1.94	MTB	-0.95
MARCO	1.80	BXPBARMA	-0.54
BRACBANK	1.30	RENATA	-0.54
ALARABANK	1.12	IPDC	-0.40
KPCL	0.91	NBL	-0.40
MERCANBANK	0.73	PREMIERCEM	-0.29
RUPALIBANK	0.72	DELTALIFE	-0.27
SUMITPOWER	0.72	CONFIDCEM	-0.26

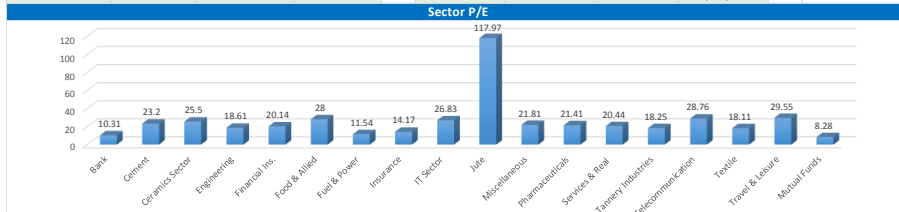
Top Value	LTP	Change	Value(mm)
AIL	103.5	-1.70	199.82
MONNOCERA	167.9	4.40	139.21
BEXIMCO	28.1	0.50	137.64
SHASHADNIM	65.8	2.50	133.60
SQURPHARMA	289.9	5.70	126.31
KPCL	65.1	1.70	121.64
GP	405.1	-2.50	118.69
BDAUTOCA	144.2	13.10	107.44
INTRACO	47.6	0.90	100.47
BERGERPBL	2589.0	2.70	89.06

Top Volume	LTP	Change	Volume
BEXIMCO	28.1	0.5	4,914,880
INTRACO	47.6	0.9	2,111,197
SHASHADNIM	65.8	2.5	2,045,267
AIL	103.5	-1.7	1,923,149
AUF	12.3	-0.1	1,918,275
KPCL	65.1	1.7	1,877,378
KAYCOSMET	9.7	0.1	1,765,320
SAFKOSPINN	18.6	-0.5	1,599,313
NAHEACP	52	-1.1	1,385,965
WMSHPYARD	30.2	-0.1	1,198,231

Sector wise turnover and contribution(%)				
Sector	TDY TO(mm)	LDY TO(mm)	TDY Changes%	TDY Contribn.%
Bank	195.88	230.83	-15.141%	207.65
Jute	50.72	38.30	32.428%	53.77
Services & Real	18.07	13.06	38.361%	19.16
Pharmaceuticals	331.26	310.10	6.824%	351.17
Food & Allied	131.76	106.19	24.079%	139.68
Mutual Funds	20.29	25.97	-21.871%	21.51
Fuel & Power	415.75	488.16	-14.833%	440.74
IT Sector	67.50	82.28	-17.963%	71.56
Insurance	72.76	86.06	-15.454%	77.13
Miscellaneous	390.02	452.89	-13.882%	413.46
Engineering	591.36	694.38	-14.836%	626.91
Cement	46.93	21.24	120.951%	49.75
Tannery Industries	97.76	132.44	-26.185%	103.64
Financial Ins.	94.42	66.01	43.039%	100.10
Ceramics Sector	148.72	122.35	21.553%	157.66
Travel & Leisure	37.29	24.07	54.923%	39.53
Telecommunication	120.71	94.33	27.966%	127.97
Paper & Printing	1.20	1.71	1.20	1.27
Textile	711.70	720.59	-1.234%	754.48
Total Value in Taka	3544.10	3710.96	-4.496%	3757.1

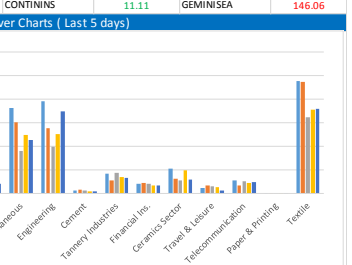
Block Market Information				
Stocks	Price	Trades	Quantity	Value(In Mn)
GP	407.6	2	94170	38.36
BRACBANK	76.2	2	281119	21.42
CONFIDCEM	142.8	3	100000	14.28
SQURPHARMA	284.2	1	50000	14.21
RENATA	1220.4	2	4500	5.48

IPO Information				
IPO	Sub.Open	Sub.Close	Lot Price	
Aman Cotton Fibrous Ltd.	03 Jun, 2018	10 Jun, 2018	3600 TK.	



10 Stocks by Market Demand			
Lowest PE (Unaudited) Ratio		Highest PE (Unaudited) Ratio	
Stocks	P/E	Stocks	P/E
KEYACOSMET	4.83	ECABLES	252.65
NORTHNRINS	9.88	RENWICKIA	231.67
MERCANBANK	4.37	KAY&QUE	205.98
BGIC	19.79	MODERNDE	192.47
SOUTHEASTB	5.79	AZIZPIPS	174.84
UTTARAFIN	7.63	SONALIANSH	169.22
FIRSTSBANK	5.24	LEGACYFOOT	165.79
PREMIERBAN	3.96	AMBEEPHA	156.67
RUPALIINS	8.9	STANCERAM	154.31
CONTININS	11.11	GEMINISEA	146.06

Company's AGM, EGM and Record Date			
Name of the Company	Dividend in (%)	Date of AGM/EGM	Record Date
0	5% Interim i.e. 10% C in total	0	08.04.2018
Bangladesh Finance and Investment Limi	10%B	07.06.2018	
Heidelberg Cement Bangladesh Limited	150%C	07.06.2018	17.05.2018
Paramount Insurance Co. Ltd.	10%B	09.06.2018	20.05.2018
City General Insurance Limited	10%B	10.06.2018	22.05.2018
National Bank Limited	12%B	11.06.2018	26.04.2018
Asia Insurance Limited	10%C	11.06.2018	24.05.2018
Fas Finance and Investment Limited	10%B	20.06.2018	17.05.2018
Northern General Insurance Co. Ltd.	10%C	21.06.2018	19.04.2018
Bata Shoe Company (BD) Ltd.	105%K Final	21.06.2018	23.05.2018
0	(230% Interim i.e. 335% C in total)	0	23.05.2018
Delta Life Insurance Limited	N/A	21.06.2018 (EGM)	0
Delta Life Insurance Company Ltd.	25%K	21.06.2018 (AGM)	17.05.2018



IMPORTANT DSE NEWS	
BARKAPOWER	Referring to their earlier news disseminated by DSE on 31.10.2017 regarding board decision to increase authorized capital and issuance of preference shares, the Company has further informed that BSEC, vide its letter dated May 31, 2018 has declined to approve the anticipated increase of capital of the company through issuance of preference shares due to failure of the company to comply with the condition 6 of the BSEC Notification No. SEC/CMRRCD/2009-193/114/Admin/28, dated October 2, 2011 in respect of maintaining joint-holding of minimum 30% shares of the paid-up capital of the company by its Sponsor/Promoter Group at least for 3 years from the date of according consent.
DHAKAINS	The Company has requested the concerned Brokerage Houses/DPs to provide a statement (both of hard and soft copy) with details of their margin loan holders entitled to Final Dividend for 2017 on or before June 14, 2018. The statement should include shareholder's name, BO ID number, client-wise shareholding position, contact person etc.
DSSL	Trading of the shares of the Company will remain suspended on record date i.e., 06.06.2018 for EGM. Another record date for entitlement of the proposed rights shares to be notified later after obtaining approval from BSEC.