

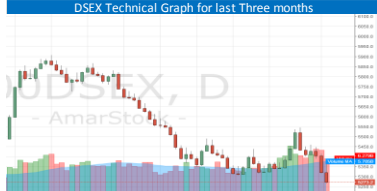
Daily Market Review



Tuesday 03 July, 2018

Gainers 102 ▲ Losers 195 ▼ Unchanged 43 ▬

www.slfbid.com



DSE Market summary	Today	Yday	Changes
DSEX	5273	5322	-49
DSEI	1236	1247	-11
DSE30	1894	1915	-21
Market Cap (BDT bn)	3806	3827	-21.00
Turnover (BDT mm)	6278	7847	-1569.00
Volume (mm)	128	164	-36.00

Market Technical Information			
Market P/E	16.07	Market RSI (14)	36.25
Support Level 1	5350	Resistance Level 1	5910
Support Level 2	5291	Resistance Level 2	6140

Stocks	Lowest RSI (14)	Stocks	Highest RSI (14)
INTRACO	16.26	BDAUTOCA	93.57
OLYMPIC	20.83	AZIZPIPES	78.63
KEYACOSMET	22.12	RAK CERAMIC	77.69
ADVENT	22.92	RSRMSTEEL	77.68
AAMRANET	23.08	LIBRAINFU	77.36
STANDARINS	23.11	MONNOCEA	77
PADMALIFE	25.83	TOSRIFA	75.98
TRUSTBANK	26.16	DSSL	74.22
BRACBANK	26.33	ITC	73.77
BXPHARMA	26.62	MODERNDYE	73.29

Index Mover			
Stock	Positive Ind Chg	Stock	Negative Ind Chg
UPGDCL	4.33	GP	-15.07
RAK CERAMIC	2.73	ICB	-3.30
BATBC	1.84	BRACBANK	-2.26
EBL	1.20	BERGERPBL	-1.66
CITYBANK	0.65	BXPHARMA	-1.66
SHEPHERD	0.44	MARICO	-1.05
KEYACOSMET	0.40	IDLC	-1.05
SOURPHARMA	0.39	KPCL	-1.04
DSSL	0.38	RENATA	-1.04
MTB	0.36	HEIDELCEM	-0.96

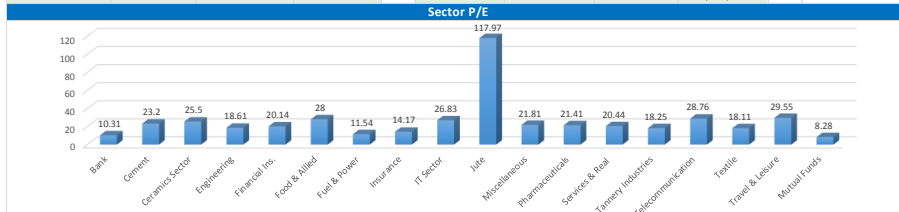
Top Value			
Stock	LTP	Change	Volume
UPGDCL	227.6	6.30	196.20
AIL	97.0	-6.50	192.50
AMANFEED	55.3	0.50	186.60
LEGACYFOOT	94.5	8.30	144.54
BRACBANK	78.8	0.10	138.51
INTRACO	46.7	2.30	112.25
BEXIMCO	26.9	-0.60	111.35
GP	394.8	-10.20	102.36
SOURPHARMA	283.8	-1.10	86.71
AAMRANET	83.7	0.50	83.74

Top Volume			
Stock	LTP	Change	Volume
DSSL	23.5	2.1	5,278,356
SHEPHERD	31.2	1.8	3,834,454
BPML	157.8	27	3,439,060
RSRMSTEEL	68.3	1.1	3,422,317
REGINTTEX	19.8	1	3,189,546
BEXIMCO	25.6	-0.1	3,062,414
PRIMETEX	33.9	-2.4	2,823,030
KEYACOSMET	8.4	0.2	2,507,210
ZAHENSIN	13.7	0.1	2,412,094
FUWANGFOOD	18.5	-0.4	2,293,955

Sector wise turnover and contribution(%)				
Sector	TDY TO(mm)	LDY TO(mm)	TDY Changes%	TDY Contribn.%
Bank	483.94	336.50	43.81%	513.03
Jute	39.74	36.86	7.81%	42.13
Services & Real	41.01	34.05	20.44%	43.48
Pharmaceuticals	667.67	469.74	42.13%	707.80
Food & Allied	259.34	239.57	8.25%	274.93
Mutual Funds	51.20	26.85	90.68%	54.28
Fuel & Power	1002.97	631.76	58.75%	1063.26
IT Sector	134.92	83.29	61.98%	143.03
Insurance	192.70	103.95	85.37%	204.28
Miscellaneous	624.61	413.80	50.94%	662.15
Engineering	1397.45	1027.29	36.03%	1481.45
Cement	132.50	44.60	197.08%	140.46
Tannery Industries	213.65	263.57	-18.94%	226.49
Financial Ins.	238.61	111.39	114.21%	252.95
Ceramics Sector	146.35	315.56	-53.62%	155.15
Travel & Leisure	56.15	37.25	50.73%	59.53
Telecommunication	509.68	99.03	414.67%	540.32
Paper & Printing	3.13	495.59	3.13	3.32
Textile	1483.89	1174.97	26.29%	1573.08
Total Value in Taka	7679.51	5945.62	29.16%	8141.1

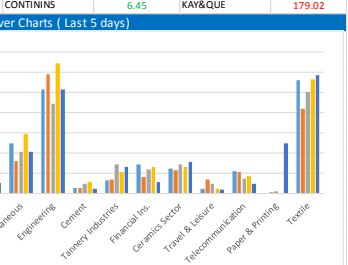
Block Market Information				
Stocks	Price	Trades	Quantity	Value(In Mn)
BATBC	3420		13000	44.46
BEXIMCO	28		275000	7.7
GP	382.1		42000	16.04
PTL	52.8		29000	1.53
UPGDCL	282		173428	48.9

IPO Information				
	IPO	Sub.Open	Sub.Close	Lot Price



10 Stocks by Market Demand			
Stocks	Lowest PE (Unaudited) Ratio	P/E	Highest PE (Unaudited) Ratio
KEYACOSMET	3.75	CVOPRL	1512
NORTHRINS	4.57	SHURWID	1335
EXIMBANK	5.04	MONNSTAF	565.78
MERCANBANK	5.24	BSCCL	458.57
BGIC	5.42	BANGAS	416.79
SOUTHEASTB	5.51	BDFINANCE	402.5
UTTARAFIN	6.21	PUBALBANK	373.33
FIRSTSBANK	6.31	ECABLES	254.41
PREMIERBAN	6.33	RENWICKIA	213.06
CONTININS	6.45	KAY&QUE	179.02

Company's AGM, EGM and Record Date			
Name of the Company	Dividend in (%)	Date of AGM/EGM	Record Date
Eastern Cables Ltd.	10%	Postponed (As per court decision)	30.11.2017
Dragon Sweater and Spinning Ltd.	3.2R	02.07.2018	06.06.2018
Rupali Insurance Ltd.	5% & 5%B	04.07.2018	24.05.2018
Shahjalal Islami Bank Limited	10%B	08.07.2018	31.05.2018
Islami Insurance Bangladesh Limited	5% & 5%B	14.07.2018	22.05.2018
Global Insurance Limited	5%B	14.07.2018	30.05.2018
Purabi General Insurance Co. Ltd.	12%B	16.07.2018	07.06.2018
Berger Paints Bangladesh Ltd.	200% & 100%B	17.07.2018	11.06.2018
Marico Bangladesh Limited	100% Final Cash(500K)	18.07.2018	07.06.2018
Provati Insurance Co. Ltd.	10%	23.07.2018	30.05.2018
Eastern Insurance Co. Ltd.	20%	25.07.2018	29.05.2018
Sonar Bangla Insurance Limited	10%B	26.07.2018	24.05.2018
Pragati Insurance Company Limited	13% & 5%B	29.07.2018	06.06.2018



IMPORTANT DSE NEWS	
EBL	The Company has informed that the Registered Office and Head Office of the Company have been shifted to its new address at Corporate Head Office Building, 100 Gulshan Avenue, Gulshan, Dhaka - 1212.
FASFIN	The Company has informed that it has credited the Bonus shares for the year ended on December 31, 2017 to the respective shareholders' BO Accounts on July 03, 2018.
UCB	As per Regulation 16(1) of the Dhaka Stock Exchange (Listing) Regulations, 2015, the Company has informed that a meeting of the Board of Directors will be held on July 09, 2018 at 03:00 PM to consider, among others, un-audited financial statements of the Company for the Second Quarter (Q2) period ended on June 30, 2018.