

Daily Market Review

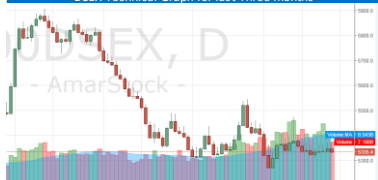


Tuesday 24 July, 2018

Gainers 113 ▲ Losers 185 ▼ Unchanged 38 ▬

www.slfbid.com

DSEX Technical Graph for last Three months



DSE Market summary	Today	Yday	Changes
DSEX	5335	5348	-13
DSEI	1266	1268	-2
DSE30	1902	1913	-11
Market Cap (BDT bn)	3853	3863	-10.00
Turnover (BDT mm)	716	873	-157.00
Volume (mm)	162	194	-32.00

Market Technical Information			
Market P/E	14.86	Market RSI (14)	44.56
Support Level 1	5350	Resistance Level 1	5405
Support Level 2	5291	Resistance Level 2	5910

Stocks	Lowest RSI (14)	Stocks	Highest RSI (14)
ALTEX	15.38	LEGACYFOOT	87.94
DBH1STMF	21.74	KDSALTD	81.91
FAREASTFN	24.01	DSSL	79.44
GLAXOSMITH	26.37	GHCL	78.04
PRIMEINSUR	26.39	IBNSINA	74.84
ABBANK	27.09	NAHEEACP	74.83
SEBL1STMF	27.41	BBSABLES	74.24
INTRACO	27.63	AMBEEPHA	74.01
POPULAR1MF	27.78	PENINSULA	73.96
BEACHHATCH	29.22	MONNOSTAF	73.29

Index Mover

Stock	Positive Ind Chg	Stock	Negative Ind Chg
ISLAMIBANK	2.10	GP	-5.34
BRACBANK	1.90	RENATA	-1.84
ALARABANK	1.22	SUMITPOWER	-1.72
KEYACOSMET	1.19	UPGDCL	-1.35
PUBALIBANK	0.99	ICB	-1.35
IBNSINA	0.71	MARICO	-0.99
TITASGAS	0.64	NCCBANK	-0.99
DBH	0.57	SQURPHARMA	-0.92
ITC	0.57	CITYBANK	-0.86
TRUSTBANK	0.48	SOUTHEASTB	-0.79

Top Value	LTP	Change	Value(mn)
BBSCABLES	105.5	0.03	290.64
NAHEEACP	59.0	0.05	249.79
KDSALTD	115.9	-0.01	217.77
PENINSULA	38.0	0.05	187.75
BPML	136.9	-0.03	149.26
ITC	53.2	0.10	148.07
AMANFEED	66.0	0.02	143.85
DSSL	41.2	0.10	143.66
PTL	62.7	0.02	139.23
MONNOCERA	366.6	0.00	137.94

Top Volume	LTP	Change	Volume
KEYACOSMET	8.8	7.32%	7,631,584
PENINSULA	38	4.68%	4,966,073
NAHEEACP	59	4.80%	4,353,394
DSSL	41.2	9.87%	3,543,238
ITC	53.2	9.92%	2,867,408
SAHAMTEX	24.1	9.05%	2,850,889
BBSCABLES	105.5	2.63%	2,769,561
PDL	22	0.00%	2,643,000
PTL	62.7	1.79%	2,241,816
AUF	12	-1%	2,182,094

Sector wise turnover and contribution(%)

Sector	TDY TO(mn)	LDY TO(mn)	TDY Changes%	TDY Contribn.%
Bank	300.43	467.73	-35.8%	4.60
Jute	500.54	615.27	-18.6%	7.66
Services & Real	178.66	227.30	-21.4%	2.73
Pharmaceuticals	45.92	86.66	-47.0%	0.70
Food & Allied	383.27	527.78	-27.4%	5.86
Mutual Funds	29.96	45.17	-33.7%	0.46
Fuel & Power	185.78	158.73	17.0%	2.84
IT Sector	18.62	28.84	-35.4%	0.28
Insurance	343.53	316.05	8.7%	5.26
Miscellaneous	25.39	21.36	18.9%	0.39
Engineering	137.39	178.97	-23.2%	2.10
Cement	58.51	119.36	-51.0%	0.90
Tannery Industries	63.21	89.58	-29.4%	0.97
Financial Ins.	219.99	367.03	-40.1%	3.37
Ceramics Sector	160.19	214.58	-25.3%	2.45
Corporate Bond	1813.46	2170.14	-16.4%	27.75
Telecommunication	980.67	1100.25	-10.9%	15.01
Paper & Printing	836.65	810.47	3.2%	12.80
Textile	253.17	378.30	-33.1%	3.87
Total Value in Taka	6535.34	7923.57	-17.5%	100.0

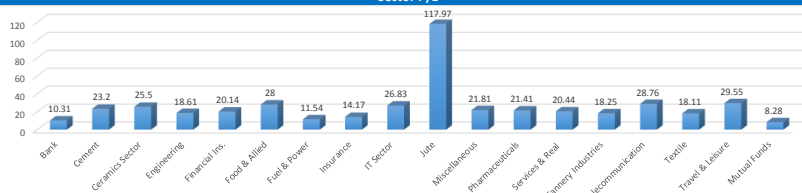
Block Market Information

Stocks	Price	Trades	Quantity	Value(In Mn)
BDAUTOCA	369		39000	
SIBL	14		16252319	
GP	395.5		65320	
LEGACYFOOT	205		303000	
PENINSULA	37		1100000	

IPO Information

Stocks	Price	Trades	Quantity	Value(In Mn)
BDAUTOCA	369		39000	
SIBL	14		16252319	
GP	395.5		65320	
LEGACYFOOT	205		303000	
PENINSULA	37		1100000	

Sector P/E



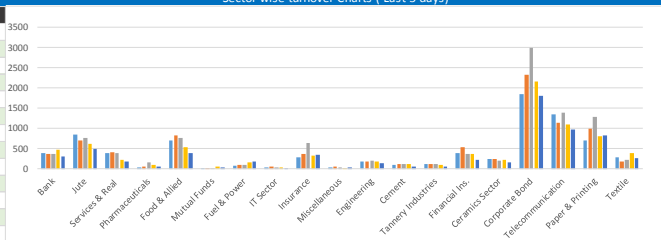
10 Stocks by Market Demand

Stocks	Lowest PE (Unaudited) Ratio	P/E	Highest PE (Unaudited) Ratio
KEYACOSMET	3.75	CVOPRL	1512
NORTHNRINS	4.57	SHURWID	1335
EXIMBANK	5.04	MONNOSTAF	565.78
MERCANBANK	5.24	BSCCL	458.57
BGIC	5.42	BANGAS	416.79
SOUTHEASTB	5.51	BDFINANCE	402.5
UTTARAFIN	6.21	PUBALIBANK	373.33
FIRSTSBANK	6.31	ECABLES	254.41
PREMIERBAN	6.33	RENWICKIA	213.06
CONTININS	6.45	KAY&QUE	179.02

Company's AGM, EGM and Record Date

Name of the Company	Dividend in (%)	Date of AGM/EGM	Record Date
Eastern Insurance Co. Ltd.	20%N	25.07.2018	29.05.2018
Sonar Bangla Insurance Limited	10%N	26.07.2018	24.05.2018
Pragati Insurance Company Limited	13%N & 5%N	29.07.2018	06.06.2018
National Credit and Commerce Bank Lim	13%N	30.07.2018	30.05.2018
Peoples Insurance Company Ltd.	10%N	01.08.2018	06.06.2018
Bangladesh Industrial Finance Co. Limite	NI	30.07.2018	19.06.2018
Monno Jute Staffers Ltd.	N/A	09.08.2018 (EGM)	12.07.2018
AFC Agro Biotech Ltd.	N/A	12.08.2018 (EGM)	19.07.2018
Popular Life Insurance Company Limited	40%N	27.08.2018	24.07.2018
Janata Insurance Company Limited	5%N	04.09.2018	31.07.2018
Peoples Leasing and Financial Services L	NI	18.09.2018	07.08.2018
Jute Spinners Ltd.	NI	Postponed	20.11.2017
Savar Refractories Limited	NI	Notified later on	Notified later on

Sector wise turnover Charts (Last 5 days)



IMPORTANT DSE NEWS

PROVATINS	(Q2 Un-audited): EPS was Tk. 0.32 for April-June 2018 as against Tk. 0.28 for April-June 2017; EPS was Tk. 0.90 for January-June 2018 as against Tk. 0.84 for January-June 2017. NOCFPS was Tk. 0.45 for January-June 2018 as against Tk. 0.63 for January-June 2017. NAV per share was Tk. 17.74 as on June 30, 2018 and Tk. 17.48 as on June 30, 2017.
ISLAMIBANK	(Q2 Un-audited): Consolidated EPS was Tk. 1.52 for April-June 2018 as against Tk. 1.14 for April-June 2017; Consolidated EPS was Tk. 1.88 for January-June 2018 as against Tk. 1.79 for January-June 2017. Consolidated NOCFPS was Tk. (10.62) for January-June 2018 as against Tk. (14.06) for January-June 2017. Consolidated NAV per share was Tk. 32.42 as on June 30, 2018 and Tk. 30.19 as on June 30, 2017.
RUPALIBANK	(Q2 Un-audited): Consolidated EPS was Tk. 0.17 for April-June 2018 as against Tk. 0.28 for April-June 2017; Consolidated EPS was Tk. 0.44 for January-June 2018 as against Tk. 0.66 for January-June 2017. Consolidated NOCFPS was Tk. 37.05 for January-June 2018 as against Tk. 93.96 for January-June 2017. Consolidated NAV per share was Tk. 55.02 as on June 30, 2018 and Tk. 44.07 as on December 31, 2017.
PLFSL	Trading of the shares of the Company will be allowed only in the Spot Market and Block transactions will also be settled as per Spot settlement cycle from 25.07.2018 to 06.08.2018. Trading of the shares of the Company will remain suspended on record date i.e., 07.08.2018.
IDLC	As per Regulation 16(1) of the Dhaka Stock Exchange (Listing) Regulations, 2015, the Company has informed that a meeting of the Board of Directors will be held on July 29, 2018 at 4:00 PM to consider, among others, un-audited financial statements of the Company for the Second Quarter (Q2) period ended on June 30, 2018.
BAYLEASING	As per Regulation 16(1) of the Dhaka Stock Exchange (Listing) Regulations, 2015, the Company has informed that a meeting of the Board of Directors will be held on July 28, 2018 at 12:30 PM to consider, among others, un-audited financial statements of the Company for the Second Quarter (Q2) period ended on June 30, 2018.
SINGERBD	As per Regulation 16(1) of the Dhaka Stock Exchange (Listing) Regulations, 2015, the Company has informed that a meeting of the Board of Directors will be held on July 30, 2018 at 3:00 PM to consider, among others, un-audited financial statements of the Company for the Second Quarter (Q2) period ended on June 30, 2018.
UTTARAFIN	As per Regulation 16(1) of the Dhaka Stock Exchange (Listing) Regulations, 2015, the Company has informed that a meeting of the Board of Directors will be held on July 30, 2018 at 4:00 PM to consider, among others, un-audited financial statements of the Company for the Second Quarter (Q2) period ended on June 30, 2018.
STANDBANKL	As per Regulation 16(1) of the Dhaka Stock Exchange (Listing) Regulations, 2015, the Company has informed that a meeting of the Board of Directors will be held on July 30, 2018 at 2:35 PM to consider, among others, un-audited financial statements of the Company for the Second Quarter (Q2) period ended on June 30, 2018.
BANKASIA	As per Regulation 16(1) of the Dhaka Stock Exchange (Listing) Regulations, 2015, the Company has informed that a meeting of the Board of Directors will be held on July 30, 2018 at 3:30 PM to consider, among others, un-audited financial statements of the Company for the Second Quarter (Q2) period ended on June 30, 2018.