

Daily Market Review

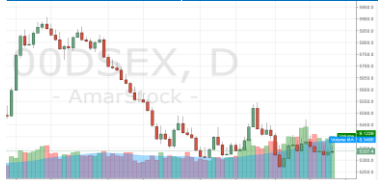


Thursday 19 July, 2018

Gainers 150 ▲ Losers 153 ▼ Unchanged 34 ▬

www.slfbid.com

DSEX Technical Graph for last Three months



DSE Market summary	Today	Yday	Changes
DSEX	5337	5334	3
DSES	1273	1269	4
DSE30	1904	1899	5
Market Cap (BDT bn)	3870	3867	3.00
Turnover (BDT mm)	9122	8635	487.00
Volume (mm)	188	171	17.00

Market Technical Information			
Market P/E	16.07	Market RSI (14)	44.65
Support Level 1	5350	Resistance Level 1	5405
Support Level 2	5291	Resistance Level 2	5910

Stocks	Lowest RSI (14)	Stocks	Highest RSI (14)
IDLC	20.82	KDSALTD	90.08
IFIC	23.17	LEGACYFOOT	88.09
INTRACO	24.54	APEXTANRY	87.32
DBH1STMF	26.64	IBNSINA	84.63
NBL	26.71	ENVOYTEX	82.4
1STPRIMFMF	26.87	PHOENIXFIN	80.17
PRIMEBANK	26.9	STYLECRAFT	78.68
JAMUNABANK	27.3	ACI	76.22
STANDARINS	27.52	AMBEEPHA	76.02
POPULAR1MF	27.78	MONNOSTAF	75.11

Index Mover

Stock	Positive Ind Chg	Stock	Negative Ind Chg
UPGDCL	5.48	BATBC	-4.44
ACI	2.39	IDLC	-1.57
GP	1.90	BRACBANK	-1.24
MARICO	1.70	MERCANBANK	-0.64
IFADAUTOS	1.12	PRIMEBANK	-0.64
BBSCABLES	1.02	ISLAMIBANK	-0.49
IBNSINA	0.88	UNITEDAIR	-0.49
CITYBANK	0.73	HEIDELBCEM	-0.47
TITASGAS	0.63	IFIC	-0.43
MPETROLEUM	0.62	RAKCEAMIC	-0.43

Top Value	LTP	Change	Volume
BBSCABLES	101.7	0.07	506.46
GHAIL	44.2	0.05	252.24
IBNSINA	311.7	0.09	235.49
LEGACYFOOT	205.1	0.06	222.13
MONNOCERA	368.7	-0.05	211.47
KDSALTD	117.8	0.10	210.92
UPGDCL	316.6	0.03	197.18
AMANFEED	66.9	0.02	191.94
IFADAUTOS	115.2	0.04	184.08
KPCL	73.4	0.00	183.48

Sector wise turnover and contribution(%)

Sector	TDY TO(mm)	LDY TO(mm)	TDY Changes%	TDY Contribn.%
Bank	375.77	385.56	-2.5%	4.27
Jute	705.53	837.48	-15.8%	8.02
Services & Real	415.74	383.58	8.4%	4.73
Pharmaceuticals	56.07	44.41	26.3%	0.64
Food & Allied	828.70	691.23	19.9%	9.42
Mutual Funds	20.71	14.86	39.4%	0.24
Fuel & Power	105.67	85.88	23.0%	1.20
IT Sector	52.01	40.40	28.7%	0.59
Insurance	359.51	275.51	30.5%	4.09
Miscellaneous	45.33	28.78	57.5%	0.52
Engineering	179.46	172.14	4.3%	2.04
Cement	113.80	96.23	18.3%	1.29
Tannery Industries	115.19	125.57	-8.3%	1.31
Financial Ins.	532.06	395.07	34.7%	6.05
Ceramics Sector	251.18	251.47	-0.1%	2.86
Corporate Bond	2322.62	1852.29	25.4%	26.41
Telecommunication	1143.33	1347.60	-15.2%	13.00
Paper & Printing	1002.08	706.97	41.7%	11.39
Textile	170.95	277.33	-38.4%	1.94
Total Value in Taka	8795.71	8012.36	9.8%	100.0

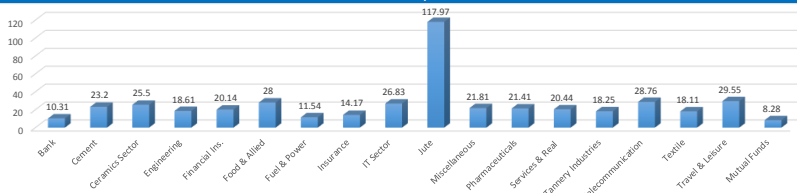
Block Market Information

Stocks	Price	Trades	Quantity	Value(In Mn)
APEXFOODS	251.3	1	32000	8
BSE	44.9	1	12000	0.53
GP	402	1	100000	40.2
ISLAAMINS	27	1	301000	8.12
SOUTHEASTBANK	14	1	1500000	21

IPO Information

Stocks	Price	Trades	Quantity	Value(In Mn)
APEXFOODS	251.3	1	32000	8
BSE	44.9	1	12000	0.53
GP	402	1	100000	40.2
ISLAAMINS	27	1	301000	8.12
SOUTHEASTBANK	14	1	1500000	21

Sector P/E



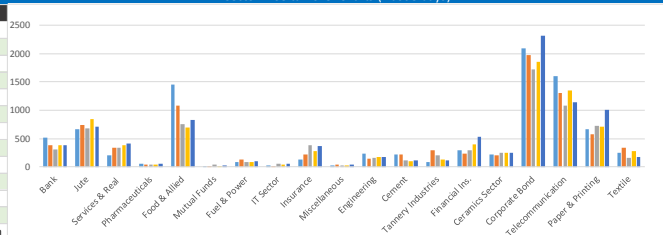
10 Stocks by Market Demand

Stocks	P/E	Stocks	P/E
KEYACOSMET	3.75	CVOPRL	1512
NORTHNRINS	4.57	SHURWID	1335
EXIMBANK	5.04	MONNOSTAF	565.78
MERCANBANK	5.24	BSCCL	458.57
BGIC	5.42	BANGAS	416.79
SOUTHEASTB	5.51	BDFINANCE	402.5
UTTARAFIN	6.21	PUBALIBANK	373.33
FIRSTSBANK	6.31	ECABLES	254.41
PREMIERBAN	6.33	RENWICKIA	213.06
CONTININS	6.45	KAY&QUE	179.02

Company's AGM, EGM and Record Date

Name of the Company	Dividend in (%)	Date of AGM/EGM	Record Date
Purabi General Insurance Co. Ltd.	12%NB	16.07.2018	07.06.2018
Provati Insurance Co. Ltd.	10%NC	23.07.2018	30.05.2018
Eastern Insurance Co. Ltd.	20%NC	25.07.2018	29.05.2018
Sonar Bangla Insurance Limited	10%NB	26.07.2018	24.05.2018
Pragati Insurance Company Limited	13% & 5%NB	29.07.2018	06.06.2018
National Credit and Commerce Bank Limi	13%NC	30.07.2018	30.05.2018
Peoples Insurance Company Ltd.	10%NC	01.08.2018	19.06.2018
Bangladesh Industrial Finance Co. Limite	Nil	07.08.2018	10.06.2018
AFC Agro Biotech Ltd.	N/A	12.08.2018 (EGM)	19.07.2018
Janata Insurance Company Limited	5%NB	04.09.2018	31.07.2018
Peoples Leasing and Financial Services L	Nil	18.09.2018	07.08.2018
Jute Spinners Ltd.	Nil	Postponed	20.11.2017
Savar Refractories Limited	Nil	Notified later on	Notified Later on

Sector wise turnover Charts (Last 5 days)



IMPORTANT DSE NEWS

MARICO	The Board of Directors of the Company has declared 150% interim cash dividend based on 3 months financials for the period ended on June 30, 2018. Record date for entitlement of interim cash dividend: 09.08.2018.
MARICO	(Q1 Audited): EPS was Tk. 17.62 for April-June 2018 as against Tk. 15.71 for April-June 2017; NOCFPS was Tk. 29.74 for April-June 2018 as against Tk. 23.05 for April-June 2017. NAV per share was Tk. 65.00 as on June 30, 2018 and Tk. 47.38 as on March 31, 2018.
ICBIBANK	(Q2 Un-audited): EPS was Tk. (0.18) for April-June 2018 as against Tk. (0.15) for April-June 2017; EPS was Tk. (0.31) for January-June 2018 as against Tk. (0.27) for January-June 2017. NOCFPS was Tk. (0.37) for January-June 2018 as against Tk. (0.33) for January-June 2017. NAV per share was Tk. (16.05) as on June 30, 2018 and Tk. (15.39) as on June 30, 2017.
MTB	As per Regulation 16(1) of the Dhaka Stock Exchange (Listing) Regulations, 2015, the Company has informed that a meeting of the Board of Directors will be held on July 25, 2018 at 4:00 PM to consider, among others, unaudited financial statements of the Company for the Second Quarter (Q2) period ended on June 30, 2018.
DUTCHBANGL	As per Regulation 16(1) of the Dhaka Stock Exchange (Listing) Regulations, 2015, the Company has informed that a meeting of the Board of Directors will be held on July 24, 2018 at 3:00 PM to consider, among others, unaudited financial statements of the Company for the Second Quarter (Q2) period ended on June 30, 2018.
NHFIL	(Q2 Un-audited): EPS was Tk. 0.63 for April-June 2018 as against Tk. 0.70 for April-June 2017; EPS was Tk. 1.11 for January-June 2018 as against Tk. 1.26 for January-June 2017. NOCFPS was Tk. 22.38 for January-June 2018 as against Tk. (0.29) for January-June 2017. NAV per share was Tk. 15.19 as on June 30, 2018 and Tk. 15.98 as on December 31, 2017.
DBH	(Q2 Un-audited): EPS was Tk. 1.45 for April-June 2018 as against Tk. 1.73 for April-June 2017; EPS was Tk. 4.83 for January-June 2018 as against Tk. 4.76 January-June 2017. NOCFPS was Tk. 12.87 for January-June 2018 as against Tk. 0.80 for January-June 2017. NAV per share was Tk. 37.59 as on June 30, 2018 and Tk. 32.73 as on June 30, 2017.
BATASHOE	As per Regulation 16(1) of the Dhaka Stock Exchange (Listing) Regulations, 2015, the Company has informed that a meeting of the Board of Directors will be held on July 26, 2018 at 2:35 PM to consider, among others, unaudited financial statements of the Company for the Second Quarter (Q2) period ended on June 30, 2018.
MERCANBANK	As per Regulation 16(1) of the Dhaka Stock Exchange (Listing) Regulations, 2015, the Company has informed that a meeting of the Board of Directors will be held on July 25, 2018 at 3:00 PM to consider, among others, unaudited financial statements of the Company for the Second Quarter (Q2) period ended on June 30, 2018.
POPULARLUF	Trading of the shares of the Company will be allowed only in the Spot Market and Block transactions will also be settled as per Spot settlement cycle with cum benefit from 22.07.2018 to 23.07.2018. Trading of the shares of the Company will remain suspended on record date i.e., 24.07.2018.