

# Daily Market Review

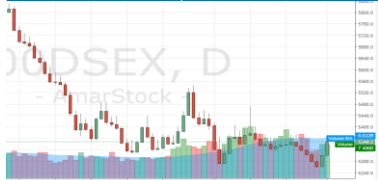


Wednesday 01 August, 2018

Gainers 169 ▲ Losers 124 ▼ Unchanged 43 ▬

www.slfbid.com

DSEX Technical Graph for last Three months



DSE Market summary	Today	Yday	Changes
DSEX	5348	5302	46
DSES	1257	1251	6
DSE30	1894	1881	13
Market Cap (BDT bn)	3860	3813	47.00
Turnover (BDT mm)	7406	7324	82.00
Volume (mm)	210	171	39.00

Market Technical Information			
Market P/E	14.86	Market RSI (14)	50.61
Support Level 1	5325	Resistance Level 1	5405
Support Level 2	5266	Resistance Level 2	5910

Stocks	Lowest RSI (14)	Stocks	Highest RSI (14)
GLXOSMITH	19.35	SIMTEX	83.2
INTRACO	20.66	INTECH	83.17
JUTESPINN	22.05	NHFIL	76.25
TUNGHAI	22.42	MTB	75.42
MITHUNKNIT	22.78	DSSL	73.91
ZEALBANGLA	23.84	LEGACYFOOT	72.23
MEGCONMILK	26.14	RAHIMTEX	71.97
MEGHNAFET	26.42	FEKDIL	71.56
SHYAMPUSUG	26.93	RENWICKIA	71.37
BEACHHATCH	26.98	BANGAS	70.53

Index Mover			
Stock	Positive Ind Chg	Stock	Negative Ind Chg
GP	6.85	MARICO	-1.29
SQURPHARMA	4.85	UPGDCL	-1.10
BRACBANK	4.21	RENATA	-0.83
ICB	1.46	TITASGAS	-0.59
TRUSTBANK	1.41	KPCL	-0.59
EBL	1.37	POPULARUF	-0.43
MERCANBANK	1.27	BSRMLTD	-0.43
NCCBANK	1.15	DBH	-0.4
IDLC	1.10	SUMITPOWER	-0.33
IPDC	1.10	STANDBANKL	-0.31

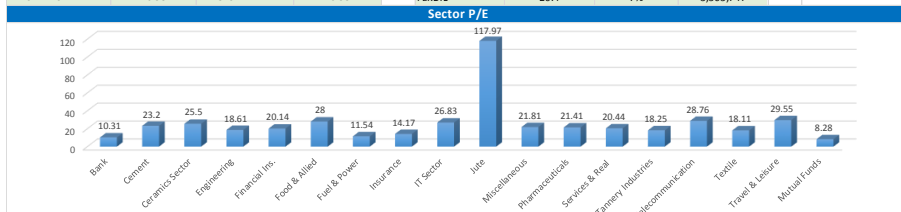
Top Value	LTP	Change	Volume
BBSCABLES	105.1	0.01	317.95
FORTUNE	37.3	0.01	259.28
UPGDCL	337.9	-0.01	232.75
BDTHAI	26.9	0.06	220.14
IFADAUTOS	124.0	0.01	173.44
SAIHAMTEX	29.0	-0.03	158.27
KDSALTD	113.0	0.06	141.39
SIMTEX	38.3	0.01	132.82
RSRSTEEL	62.9	-0.01	123.80
HFL	31.6	0.08	119.56

Top Volume	LTP	Change	Volume
BDTHAI	26.9	6.32%	8,253,789
FORTUNE	37.3	0.81%	6,802,008
NURANI	18.2	1.68%	5,745,971
SAIHAMTEX	29	-3.33%	5,395,592
FUWANGFOOD	22	3.77%	4,792,638
PDL	22.4	-3.86%	4,421,350
ILFSL	13.9	7.75%	3,843,611
FEKDIL	31.6	7.85%	3,804,536
INTECH	25.7	4.90%	3,657,243
FEKDIL	20.4	7%	3,565,747

Sector wise turnover and contribution(%)				
Sector	TDY TO(mm)	LDY TO(mm)	TDY Changes%	TDY Contribn.%
Bank	512.31	328.72	55.8%	7.45
Jute	24.42	11.90	105.2%	0.36
Services & Real	26.69	30.92	-13.7%	0.39
Pharmaceuticals	443.74	474.41	-6.5%	6.45
Food & Allied	253.94	237.51	6.9%	3.69
Mutual Funds	43.46	24.43	77.9%	0.63
Fuel & Power	489.28	649.18	-24.6%	7.12
IT Sector	267.66	310.49	-13.8%	3.89
Insurance	230.46	165.12	39.6%	3.35
Miscellaneous	269.43	308.67	-12.7%	3.92
Engineering	1652.91	1528.99	8.1%	24.04
Cement	71.32	81.36	-12.3%	1.04
Tannery Industries	391.89	460.80	-15.0%	5.70
Financial Ins.	309.27	140.05	120.8%	4.50
Ceramics Sector	102.82	156.53	-34.3%	1.50
Corporate Bond	113.69	206.39	-44.9%	1.65
Telecommunication	58.44	53.03	10.2%	0.85
Paper & Printing	88.48	131.83	-32.9%	1.29
Textile	1526.34	1431.32	6.6%	22.20
Total Value in Taka	6876.55	6731.65	2.2%	100.0

Block Market Information				
Stocks	Price	Trades	Quantity	Value(In Mn)
HRTEX	62.5	1	850000	53
PRIMEBANK	15.5	1	1000000	15.5
SIBL	13.5	1	16255137	219.44
SQURPHARMA	272	1	150000	40.8
PTL	57	1	161000	9.17

IPO Information			
Name of Company	Start Date	End date	Amount
SILVA PHARMACEUTICALS LTD.	29 July, 2018	5 Aug, 2018	5000 TK.

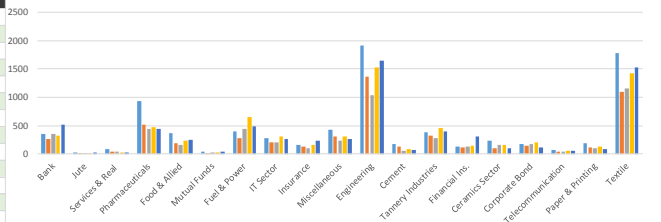


10 Stocks by Market Demand			
Stocks	Lowest PE (Unaudited) Ratio	Stocks	Highest PE (Unaudited) Ratio
KEYACOSMET	3.75	CVOPRL	1512
NORTHNRINS	4.57	SHURWID	1335
XIMBANK	5.04	MONNOSTAF	565.78
MERCANBANK	5.24	BSCCL	458.57
BGIC	5.42	BANGAS	416.79
SOUTHEASTB	5.51	BDFINANCE	402.5
UTTARAFIN	6.21	PUBALBANK	373.33
FIRSTSBANK	6.31	ECABLES	254.41
PREMIERBAN	6.33	RENWICKIA	213.06
CONTININS	6.45	KAY&QUE	179.02

## Company's AGM, EGM and Record Date

Name of the Company	Dividend in (%)	Date of AGM/EGM	Record Date
Eastern Insurance Co. Ltd.	20%	25.07.2018	29.05.2018
Sonar Bangla Insurance Limited	10%	26.07.2018	24.05.2018
Pragati Insurance Company Limited	13% & 5%	29.07.2018	06.06.2018
National Credit and Commerce Bank Lim	13%	30.07.2018	30.05.2018
Peoples Insurance Company Ltd.	10%	01.08.2018	06.06.2018
Bangladesh Industrial Finance Co. Limite	Nil	30.07.2018	19.06.2018
Monno Jute Staffers Ltd.	N/A	09.08.2018 (EGM)	12.07.2018
AFC Agro Biotech Ltd.	N/A	12.08.2018 (EGM)	19.07.2018
Popular Life Insurance Company Limited	40%	27.08.2018	24.07.2018
Janata Insurance Company Limited	5%	04.09.2018	31.07.2018
Peoples Leasing and Financial Services L	Nil	18.09.2018	07.08.2018
Jute Spinners Ltd.	Nil	Postponed	20.11.2017
Savar Refractories Limited	Nil	Notified later on	Notified later on

## Sector wise turnover Charts ( Last 5 days)



## IMPORTANT DSE NEWS

SUNLIFEINS	The Board of Directors has recommended 2% Stock Dividend for the year ended on December 31, 2017. Date of AGM: 19.09.2018, Time: 10:30 AM, Venue: Trust Milonayaton, 545, Old Airport Road, Tejgaon, Dhaka - 1206. Record Date: 28.08.2018.
IPDC	(Q2 Un-audited): EPS was Tk. 0.45 for April-June 2018 as against Tk. 0.31 for April-June 2017; EPS was Tk. 0.78 for January-June 2018 as against Tk. 0.60 for January-June 2017. NOCFPS was Tk. (2.68) for January-June 2018 as against Tk. 0.42 for January-June 2017. NAV per share was Tk. 15.04 as on June 30, 2018 and Tk. 14.26 as on December 31, 2017.
IPDC	The Company has informed that the Board of Directors has decided to reduce the Authorized Capital of the Company from existing Tk. 2,000.00 crore to Tk. 800.00 crore by amending the Clause IV of the Memorandum of Association and Clause IV of the Articles of Association; subject to approval of shareholders in the ensuing EGM and the Regulatory Authorities. Date of EGM: 19.09.2018. Time: 8:30 AM, Venue: Will be notified later. Record date for EGM: 27.08.2018.
TAKAFUINS	(Q2 Un-audited): EPS was Tk. 0.26 for April-June 2018 as against Tk. 0.39 for April-June 2017; EPS was Tk. 0.58 for January-June 2018 as against Tk. 0.83 for January-June 2017. NOCFPS was Tk. 0.80 for January-June 2018 as against Tk. 1.15 for January-June 2017. NAV per share was Tk. 16.25 as on June 30, 2018 and Tk. 16.50 as on December 31, 2017.
ILFSL	(Q2 Un-audited): Consolidated EPS was Tk. 0.08 for April-June 2018 as against Tk. (0.60) for April-June 2017; Consolidated EPS was Tk. 0.52 for January-June 2018 as against Tk. (0.65) for January-June 2017. Consolidated NOCFPS was Tk. (3.66) for January-June 2018 as against Tk. (2.37) for January-June 2017. Consolidated NAV per share was Tk. 13.35 as on June 30, 2018 and Tk. 12.82 as on December 31, 2017.
UPGDCL	As per Regulation 19(1) of the Dhaka Stock Exchange (Listing) Regulations, 2015, the Company has informed that a meeting of the Board of Directors will be held on August 08, 2018 at 3:30 PM to consider, among others, audited financial statements of the Company for the year ended on June 30, 2018.
CNW: Trading of New Security	Trading of the shares of Aman Cotton Fibrous Limited will commence at DSE from August 06, 2018 under 'N' category. DSE Trading Code for Aman Cotton Fibrous Limited is "ACFL" and DSE Company Code is 17477.
PRAGATLUF	(Q2 Un-audited): Increase in life revenue account for Apr-June 2018 was Tk. 108.28 mn. with total life insurance fund of Tk. 5,437.83 mn. as against increase in Tk. 94.75 mn. and Tk. 4,964.46 mn. respectively for the same period of the previous year. Increase in life revenue account for Jan-June 2018 was Tk. 221.38 mn. with total life insurance fund of Tk. 5,437.83 mn. as against increase in Tk. 203.34 mn. and Tk. 4,964.46 mn. respectively for the same period of the previous year.
PRAGATLUF	(Q1 Un-audited): Increase in life revenue account for Jan-Mar 2018 was Tk. 113.10 million with total life insurance fund of Tk. 5,329.55 million as against increase in life revenue account of Tk. 108.58 million and Tk. 4,869.71 million respectively for the same period of the previous year.
NORTHNRINS	(Q2 Un-audited): EPS was Tk. 0.34 for April-June 2018 as against Tk. 0.75 for April-June 2017; EPS was Tk. 1.28 for January-June 2018 as against Tk. 1.67 for January-June 2017. NOCFPS was Tk. 0.68 for January-June 2018 as against Tk. 0.60 for January-June 2017. NAV per share was Tk. 20.24 as on June 30, 2018 and Tk. 20.00 as on June 30, 2017.